

3M™ Liqui-Cel™ EXF-14×40 Series Membrane Contactor

Typical Properties

Membrane Characteristics		
Cartridge Configuration	Extra-Flow with Center Baffle	
Liquid Flow Guidelines	16 – 125 m ³ /hr (70 – 550 gpm)	
Membrane Type	X40 Fiber	
	Recommended for O ₂ removal from liquid and other gas transfer applications	
Membrane/Potting Material	Polypropylene / Epoxy	
Priming Volume (approximate)		
	With Nylon End Caps	With Engineered Thermoplastic End Caps
Shellside	51.3 L (13.5 gal)	53.2 L (14.1 gal)
Lumenside	23.8 L (6.3 gal)	25.9 L (6.9 gal)

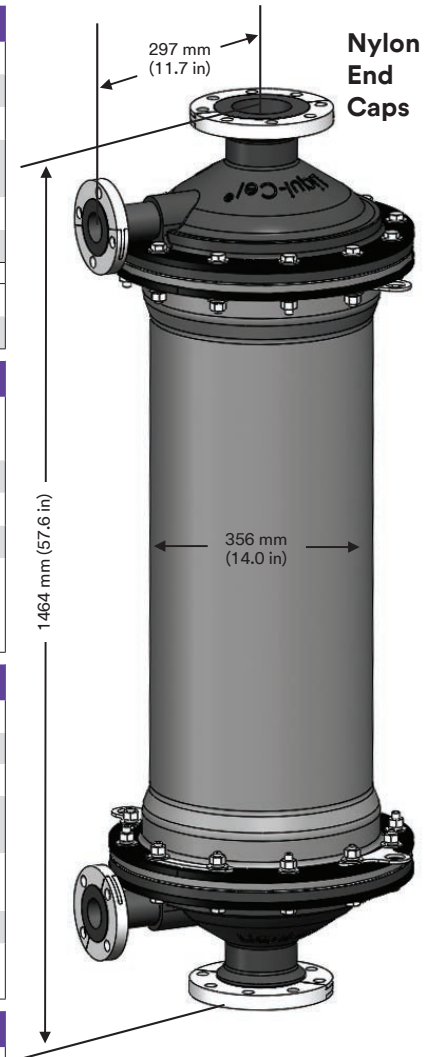
Pressure Guidelines*	
Maximum Shellside LIQUID Working Temperature/ Pressure	5-25°C, 7.2 barg (41-77°F, 105 psig) 50°C, 2.1 barg (122°F, 30 psig)
If no vacuum is used, 1.0 barg (15 psig) can be added to pressures above.	
Maximum Applied Gas Pressure	4.1 barg at 25°C (60 psig at 77°F)
Maximum applied gas pressure is for integrity testing at ambient temperatures. Normal operating pressures are typically lower.	
*Pressures are based on fluid group 2 (other) liquids and gases per the European Union Pressure Equipment Directive 2014/68/EU. See Operating Guide for pressure limits in the European Union with fluid group 1 (hazardous) liquids and gases. Also, see Operating Guide for complete temp/pressure limits for housings and membrane. Note: Liquid pressure should always exceed gas pressure.	

Housing Characteristics	
Housing Material	PVC Vessel with Engineered Thermoplastic or Nylon End Caps
Flange Backing Rings	SMC (Sheet Molded Compound)
Flange Connections	
Shellside (Liquid Inlet/Outlet)	4 inch class 150 raised face flange per ANSI B16.5 100A at 10K raised face flange per JIS B2238
Lumenside	2 inch class 150 raised face flange per ANSI B16.5 50A at 10K flat face flange per JIS B2238
Mounting Kit	A Mounting Kit with 2 cradles and 2 straps is available and sold separately. It will hold the contactor horizontally or vertically.

Seal Options	
Material	Applications
EPDM (ANSI / NSF 61)	General Purpose

Weight (approximate)		
	With Nylon End Caps	With Engineered Thermoplastic End Caps
Dry	72 kg (160 lbs)	64 kg (141 lbs)
Water-filled	124 kg (273 lbs)	116 kg (256 lbs)

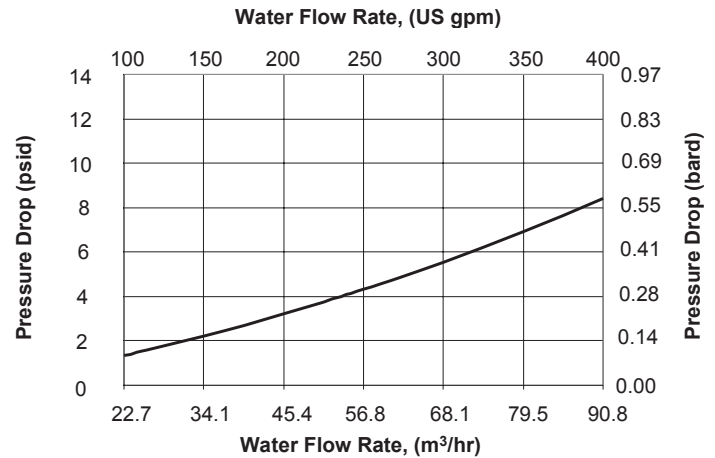
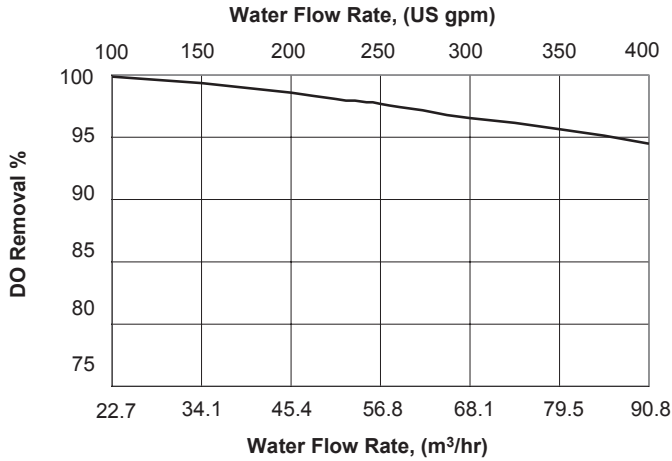
Regulatory
Complies with the limits as set by (EU) 2015/863 amending Annex II to the Restriction on Hazardous Substances (RoHS) Directive (2011/65/EU).



NOTE: Overall length with engineered thermoplastic end caps is 1466 mm (57.7 in). All dimensions are nominal values. See full housing drawings on 3M.com/Liqui-Cel for additional details.

Not for consumer sale or use.

3M™ Liqui-Cel™ EXF-14×40 Series Membrane Contactor



Curves represent nominal values, generated using water at 20°C.

Test condition O₂ Removal: X40 membrane, N₂-vacuum combo mode, Vacuum: 50 torr, N₂: 0.8 scfm.

Characteristics may change under different operating conditions.

Technical Information: The technical information, guidance, and other statements contained in this document or otherwise provided by 3M are based upon records, tests, or experience that 3M believes to be reliable, but the accuracy, completeness, and representative nature of such information is not guaranteed. Such information is intended for people with knowledge and technical skills sufficient to assess and apply their own informed judgment to the information. No license under any 3M or third party intellectual property rights is granted or implied with this information.

Product Selection and Use: Many factors beyond 3M's control and uniquely within user's knowledge and control can affect the use and performance of a 3M product in a particular application. As a result, customer is solely responsible for evaluating the product and determining whether it is appropriate and suitable for customer's application, including conducting a workplace hazard assessment and reviewing all applicable regulations and standards (e.g., OSHA, ANSI, etc.). Failure to properly evaluate, select, and use a 3M product and appropriate safety products, or to meet all applicable safety regulations, may result in injury, sickness, death, and/or harm to property.

Warranty, Limited Remedy, and Disclaimer: Unless a different warranty is specifically stated on the applicable 3M product packaging or product literature (in which case such warranty governs), 3M warrants that each 3M product meets the applicable 3M product specification at the time 3M ships the product. 3M MAKES NO OTHER WARRANTIES OR CONDITIONS, EXPRESS OR IMPLIED, INCLUDING, BUT NOT LIMITED TO, ANY IMPLIED WARRANTY OR CONDITION OF MERCHANTABILITY, FITNESS FOR A PARTICULAR PURPOSE, OR ARISING OUT OF A COURSE OF DEALING, CUSTOM, OR USAGE OF TRADE. If a 3M product does not conform to this warranty, then the sole and exclusive remedy is, at 3M's option, replacement of the 3M product or refund of the purchase price.

Limitation of Liability: Except for the limited remedy stated above, and except to the extent prohibited by law, 3M will not be liable for any loss or damage arising from or related to the 3M product, whether direct, indirect, special, incidental, or consequential (including, but not limited to, lost profits or business opportunity), regardless of the legal or equitable theory asserted, including, but not limited to, warranty, contract, negligence, or strict liability.

3M and Liqui-Cel are trademarks of 3M Company. All other trademarks are the property of their respective owners.
© 2021 3M Company. All rights reserved.



3M Company
3M Separation and
Purification Sciences Division
13840 South Lakes Drive
Charlotte, North Carolina
28273 USA
Phone: +1 980 859 5400

3M Deutschland GmbH
3M Separation and
Purification Sciences Division
Önder Straße 28
42289 Wuppertal Germany
Phone: +49 202 6099 - 0



3M™ Liqui-Cel™ Membrane
Contactors are tested and certified
by WQA against NSF/ANSI 61.

LC-1033
70-2016-0209-4

Rev. 02/2021

3M.com/Liqui-Cel