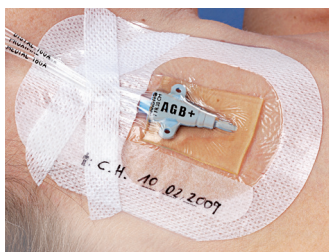


3M™ Tegaderm™ CHG Chlorhexidine Gluconate I.V. Securement Dressings









Performance and design comparison of antimicrobial I.V. site solutions

	Tegaderm CHG Dressing	BioPatch® Disk
<p>Recommended by NICE MTEP (Medical Technologies Evaluation Programme) Reduces catheter-related bloodstream infections compared to standard dressings, while allowing observation and providing antiseptic coverage of the catheter insertion site.¹</p>	✓	-
<p>CHG dressing is transparent to allow constant site monitoring The UK Department of Health central venous catheter care bundle recommends; "a sterile, transparent, semi-permeable dressing is used which allows observation of insertion site."²</p>	✓	-
<p>All-in-one CHG and catheter securement features Tegaderm CHG I.V. dressing is an all-in-one integrated solution that covers, protects and secures catheter sites as well as providing continuous antimicrobial activity.</p>	✓	-
<p>CHG available on contact without moisture Tegaderm CHG I.V. dressings deliver CHG to the skin immediately, regardless of the amount of skin moisture.³</p>	✓	-
<p>Supports Aseptic Non Touch Technique (ANTT®) Tegaderm CHG I.V. dressings have been evaluated as a medical device designed to promote efficient and effective aseptic technique.⁴</p>	✓	-
<p>Recommended by epic3: national evidence-based guidelines Epic3 (IVAD20) recommends the use of a 2% chlorhexidine impregnated gel or sponge dressing in adult patients with a CVC as a strategy to reduce CRBSI.⁵</p>	✓	✓
<p>CHG is effective on skin surface beneath the catheter Chlorhexidine gluconate from the Tegaderm CHG gel pad migrates across the skin's surface to protect the whole area underneath the vascular catheter.⁶</p>	✓	✓
<p>Clinically proven to reduce CRBSIs 60% fewer CRBSIs and 61% fewer catheter colonisations in a randomised control trial.⁷</p>	✓	✓
<p>Suture site protection Tegaderm CHG dressings result in significantly fewer microorganisms in the CVC insertion site, suture site, sutures, and catheter surface compared to a non-antimicrobial dressing.⁸</p>	✓	?
<p>Absorbs blood and exudate Dressings absorb perspiration, exudate and blood without compromising the ability to provide antimicrobial protection.⁹</p>	✓	✓

3M™ Tegaderm™ CHG Chlorhexidine Gluconate I.V. Securement Dressings

Ordering Information

Product	Overall Dressing Size	Gel Pad Size	Common Applications	Dressings/Box	Boxes/Case
3M™ Tegaderm™ CHG Chlorhexidine Gluconate I.V. Securement Dressings					
 1657R	8.5cm x 11.5cm	3cm x 4cm	All CVCs, Arterial, Dialysis, Midline, Other percutaneous devices	25	4
 1658R	10cm x 12cm	3cm x 4cm	All CVCs, Arterial, Dialysis, Midline, Other percutaneous devices	25	4
 1659R	10cm x 15.5cm	3cm x 7cm	PICC lines, all CVCs, Other percutaneous devices	25	4
 1660R	7.5cm x 8.5cm	2cm x 2cm	All CVCs, Midline, Other percutaneous devices	25	4
3M™ PICC/CVC Securement Device + Tegaderm™ CHG Chlorhexidine Gluconate I.V. Securement Dressings					
 1877R-2100	8.5cm x 11.5cm	3cm x 4cm	Peripherally inserted central catheters (PICCs) and short term central venous catheters (CVCs)	20	4
 1879R-2100	10cm x 15.5cm	3cm x 7cm	Peripherally inserted central catheters (PICCs) and short term central venous catheters (CVCs)	20	4

To learn more about Tegaderm CHG IV Dressings, visit us at www.3m.co.uk/vascularaccess, contact your 3M Critical & Chronic Care Solutions representative or call the **3M Customer Helpline at 0845 8734076**.

References:

1. The 3M Tegaderm CHG IV securement dressing for central venous and arterial catheter insertion sites (2015) NICE medical technologies guidance MTG25
2. DOH, HCAI, Reducing healthcare associated infections, High Impact Intervention, Central venous catheter care bundle.
3. Antimicrobial Activity of a CHG-Impregnated Gel Pad for IV Site Protection Schwab D. et al. Poster at the conference of Infusion Nursing Society, May 2008.
4. ANTT (The Association for Safe Aseptic Practice).
5. Loveday HP, Wilson JA, Prieto J, Wilcox M, epic3: revised recommendation for intravenous catheter and catheter site care, Journal of Hospital Infection (2016), doi.
6. Schwab D, et al. Migration of chlorhexidine gluconate under antimicrobial gel pad of I.V. securement dressing to provide continuous antimicrobial protection. Poster at the conference of the Association for Vascular Access, 2008.
7. Timsit JF, et al. Randomized controlled trial of chlorhexidine dressing and highly adhesive dressing for preventing catheter-related infections in critically ill adults. American Journal of Respiratory and Critical Care Medicine. 2012; 186 (12)
8. Karpanen et al. Clinical evaluation of a chlorhexidine intravascular catheter gel dressing on short-term central venous catheters 2016 Am J Infect Control. 44(1):54-60
9. 3M Data on File (#10658).



3M United Kingdom PLC
3M House
Morley street
Loughborough
Leicestershire
LE11 1EP
01509 611611

3M Ireland Limited
The Iveagh Building
The Park
Carrickmines
Dublin 18, Ireland
1 800 320 500

3M, 3M Science. Applied to life. and Tegaderm are trademarks of 3M Company
BioPatch is a trademark of Johnson & Johnson
ANTT is a registered trademark of The Association for Safe Aseptic Technique.
© 3M 2016. All rights reserved.

