


Your path to higher patient satisfaction starts with a quality temporary restoration.

Why temporize?

A provisional contributes to the success of the final restoration.¹



Helps eliminate tooth sensitivity through fit and seal

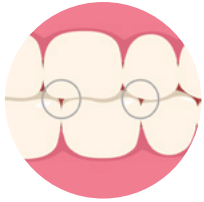


Provides a blueprint for definitive restorations

- Contour
- Shade
- Contacts



Helps maintain gingival health and contour



Maintains tooth position and function



Helps assure patient satisfaction



The material you choose matters.

Bisacrylics have many advantages over acrylics²

If you use an acrylic temporization material, you owe it to yourself to look at a *bisacrylic* material. The chart to the right shows how it can save you time and trouble every time you temporize.

Advantages

Bisacrylics (paste/paste)

- | | |
|--|---|
| Consistent and convenient automix delivery | ✓ |
| Lower exothermic reaction | ✓ |
| Lower shrinkage | ✓ |
| Precision fit | ✓ |
| Minimal odor | ✓ |

¹ Raigrodski, A. (2015). *Soft Tissue Management: The Restorative Perspective: Therapeutic Provisional Restorations*. (pp. 43–83). Quintessence Publishing Co, Inc.

² Sarrett, D.C. (2011). Provisional Crown & Bridge Materials. *ADA Professional Product View*, 6(1), 8.

Create strong, esthetic provisionals with minimal work.

1 Mix and Dispense

Automix for efficiency and better outcomes.



3M™ Pentamix™ Lite Automatic Mixing Unit

With the Pentamix Lite Automatic Mixing Unit, you reduce inconsistencies and voids in your matrix with the touch of a button.

2 Impress

The better the matrix, the better the temporary.



3M™ Express™ XT VPS Impression Materials

Express XT VPS Impression Materials produce a smooth matrix with less smear layer when used with Protemp 4 Temporization Material, enabling a smooth provisional surface. Impressions are easy to use and retain superior dimensional stability for months.

3 Fabricate Temporary

Choose a high-performance material.

3M™ Protemp™ 4 Temporization Material



Outstanding esthetics

Protemp 4 Temporization Material looks naturally beautiful in any lighting conditions—and holds its color, which is especially important for long-term indications.

Simple to achieve a high gloss

- Just wipe with alcohol for a fast, beautiful shine!
- A smooth, glossy surface enables easy plaque removal to support gingival health
- No need to polish or glaze



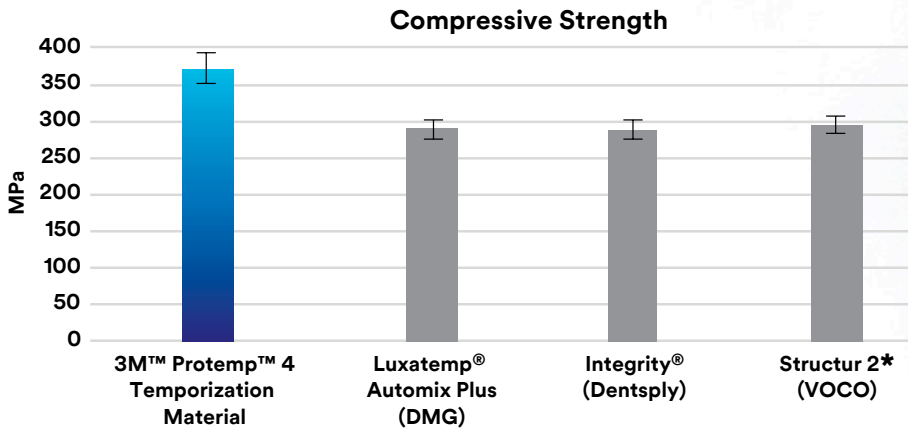
A fast and easy procedure

- Automix system offers fast and consistent material delivery
- Easy handling saves procedure time
- Short setting time

Record-breaking toughness

3M nanofillers and polymers work together to make 3M™ Protemp™ 4 Temporization Material strong, flexible and fast—making it suitable for a wide range of applications, including fabrication of:

- Temporary crowns, bridges, inlays, onlays and veneers
- Long-term temporary restorations



Protemp 4 Temporization Material showed greater compressive strength than other tested temporization materials.

*Not indicated for long-term temporization

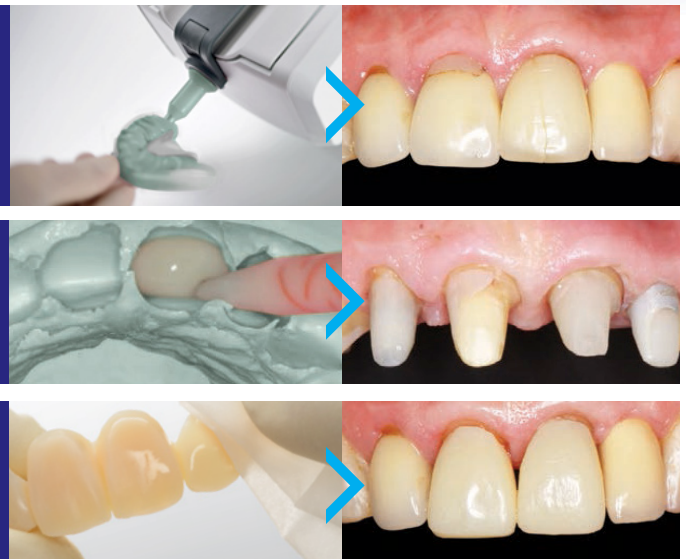
Source: 3M internal data

Clinical case

Fabricate the temporary using 3M™ Express™ XT Penta™ Putty VPS Impression Material or 3M™ Express™ XT Putty Soft VPS Impression Material.

Fill the preliminary impression with Protemp 4 Temporization Material and seat in the mouth. Hold firmly in place.

To ensure a smooth and shiny surface, leave the material in the matrix for 5 minutes. No polishing is needed. Simply wipe with alcohol to reveal the shine.



Intra-oral photos courtesy of Dr. Gunnar Reich, Munich, Germany

4 Cement

Be sure provisionals will hold, yet remove easily.



3M™ RelyX™ Temporary Cements



There are several reasons you'll find 3M™ RelyX™ Temp E (eugenol) and 3M™ RelyX™ Temp NE (non-eugenol) Temporary Cements an ideal choice for cementing temporary restorations:

- Reliable adhesion, yet easy to remove
- An optimal fit of the restorations due to an extremely low film thickness
- Quick and easy removal of excess cement for a fast procedure


THE DENTAL
ADVISOR

96%

approval rating for
RelyX Temp NE
Temporary Cement,
the best in its class

3M™ Sof-Lex™ Finishing and Polishing System

Flexible discs conform to the surface of the restoration for efficient gross reduction and contouring.



It's as simple as ...

1 Mix and dispense



2 Impress



3 Fabricate



4 Cement



Temporary restorations are an important step in the indirect procedure workflow. 3M combines products that are simple and easy to use, creating a total temporization solution you can move through quickly and easily, from start to finish.

Ordering Information

3M™ Protemp™ 4 Temporization Material

Item No.	Product Information	
46953	3M™ Protemp™ 4 Temporization Material Introductory Kit—A2 Includes: 1 – 50 ml cartridge, Shade A2; 16 – 3M™ Garant™ Mixing Tips, Blue; 1 – 3M™ Garant™ Dispenser 10:1	
	3M™ Protemp™ Temporization Material Refills Each includes 1 – 50ml cartridge; 16 – 3M™ Garant™ Mixing Tips, Blue	
46959	Bleach	46957 A3
46954	A1	46972 A3.5
46956	A2	46960 B3
71453	3M™ Garant™ Mixing Tips Refill—Blue Includes: 50 Mixing Tips	

3M™ RelyX™ Temporary Cements

Item No.	Product Information	
56660	3M™ RelyX™ Temp NE Cement (non-eugenol) Includes: 1 – 30g 3M™ RelyX™ Temp NE base paste; 1 – 14g RelyX Temp NE catalyst paste; 1 mixing pad	
35014	3M™ RelyX™ Temp E Cement (eugenol) Includes: 1 – 25g 3M™ RelyX™ Temp E base paste; 1 – 18g RelyX Temp E catalyst paste; 1 mixing pad	

3M™ Express™ XT Putty Soft VPS Impression Material

Item No.	Product Information	
36996	3M™ Express™ XT Putty Soft Intro Kit Includes: 1 – 250 ml jar base paste; 1 – 250 ml jar catalyst paste; 2 putty spoons; 1 – 50 ml cartridge 3M™ Express™ XT Light Body; 1 – 50 ml cartridge 3M™ Express™ XT Regular Body; 10 – 3M™ Garant™ Mixing Tips, Yellow; 10 – 3M™ Garant™ Intra-oral Tips, Yellow; 1 VPS tray adhesive	
36972	3M™ Express™ XT Putty Soft Refill Includes: 1 – 250 ml jar base paste; 1 – 250 ml jar catalyst paste; 2 putty spoons	

3M™ Express™ XT Penta™ Putty VPS Impression Material

Item No.	Product Information	
36892	3M™ Express™ XT Penta™ Putty Single Pack Includes: 1 – 300 ml base paste; 1 – 60 ml catalyst paste	

3M™ Pentamix™ Lite Automatic Mixing Unit and Accessories

Item No.	Product Information	
77903	3M™ Pentamix™ Lite Automatic Mixing Unit Includes: 1 – 3M™ Penta™ Cartridge for 3M™ Pentamix™ Lite	
77944	3M™ Penta™ Cartridge for 3M™ Pentamix™ Lite	
77949	3M™ Penta™ Mixing Tips—Red (50 mixing tips)	

3M™ Protemp™ Crown Temporization Material

These pre-formed crowns are ideal for missing tooth structure. No impression is needed, and it's malleable and light curable. It comes in nine sizes and one universal shade.



www.3M.com



3M Oral Care
2510 Conway Avenue
St. Paul, MN 55144-1000 USA
Phone 1-800-634-2249
Web 3M.com/dental

3M Deutschland GmbH
Location Seefeld
3M ESPE • ESPE Platz
82229 Seefeld • Germany
Info3MESPE@mmm.com
www.3MESPE.com

3M, ESPE, Express, Garant, Penta, Pentamix, Protemp, RelyX and Sof-Lex are trademarks of 3M or 3M Deutschland GmbH. Used under license in Canada. © 3M 2017. All rights reserved. Integrity is a trademark of Dentsply and Luxatemp is a trademark of DMG.