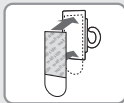
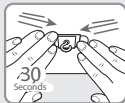


**3M**17803-4PK
command.com**APPLY**

1. Wipe dust from ceiling. Not recommended for textured ceilings.



2. Remove red liner. Press adhesive to hook.



3. Remove black liner. Press hook firmly to ceiling for 30 sec.



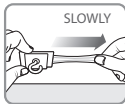
4. Hide tab by tucking into slot. Wait **1 HOUR** before use.

REMOVE

1. Hold hook gently in place.



2. Never pull strip towards you!



3. Stretch strip slowly against ceiling at least 15cm to release.

Ceiling hooks can be reused with Command™ small foam refill strips.Failure to follow instructions carefully may cause damage. Save instructions or visit command.com**CAUTION:**

Do not hang over beds or use on wallpaper. May not adhere well to vinyl surfaces. Do not hang valuable or irreplaceable items, clocks or framed pictures.

Use only one hook per item hung. For indoor use only. Apply to surfaces between 10°–40°C. Wait a minimum of 28 days after painting to apply.

Not intended for picture hanging. Instead use Command™ Picture Hanging Strips, Sawtooth or Wire-Backed Hangers.

Hooks made in Mexico, Strips made in Singapore.

©3M 2015. All rights reserved.
34-8717-7809-7
command.com

3M and Command are trademarks of 3M.

The following statements do not apply to products distributed in Australia and New Zealand. Consumers must rely on their statutory rights.

WARRANTY & LIABILITY:

This product will be free from defects in material and manufacture.

Please read the instructions carefully. 3M will not be liable for any loss or damage caused by incorrect use, application or removal of the product. If this product is found to be defective, your remedy shall be, at 3M's option, replacement of the product or refund of the purchase price.

To the extent permitted by law, 3M will not be liable for any other loss or damage arising from the use of this product.

Dist. By:
3M, Construction and Home Improvement Markets Division

3M Australia Pty Limited
Bldg A, 1 Rivett Road
North Ryde, NSW 2113
PH: 1800 025 725

3M New Zealand Ltd
94 Apollo Drive, Rosedale,
Auckland 0632
PH: 0800 436 435

3M Technologies (S) Pte Ltd.
1 Yishun Avenue 7, Singapore 768923
PH: (65) 6450-8888



Please dispose packaging thoughtfully

