

## IMPORTANT

Failure to follow instructions carefully may cause damage. Save instructions or visit [command.com](http://command.com)

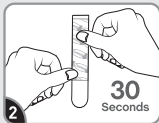


17091CLR  
[command.com](http://command.com)

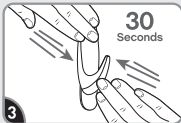
## APPLY



**Best for smooth surfaces. Clean with Isopropyl rubbing alcohol\*. Do not use household cleaners.**



**Remove black liner. Apply strip to wall. Press entire strip firmly for 30 sec.**



**Remove blue liner. Press hook to strip firmly for 30 sec. Wait 1 HOUR before use.**

\*Isopropyl rubbing alcohol may be found in most pharmacies and/or hardware stores.

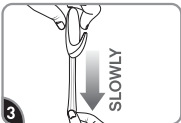
## REMOVE



**Hold hook gently in place.**



**Never pull the strip towards you! Always pull straight down.**



**Stretch the strip slowly against the wall at least 30 cm to release.**

Hooks can be reused with Command® Clear Medium Refill Strips.

### ▲ CAUTION:

Do not hang over beds, on windows, wallpaper, or textured surfaces. May not adhere well to vinyl surfaces. Do not hang valuable or irreplaceable items, clocks or framed pictures. Use only one hook per item hung. For indoor use only. Apply to surfaces between 10°C - 40°C. Wait a minimum of 28 days after painting to apply.

Not intended for picture hanging. Instead use Command™ Picture Hanging Strips, Sawtooth or Wire-Backed Hangers.

Hooks made in Malaysia/  
Strips made in Singapore.

3M and Command are trademarks of 3M.

© 3M 2016.  
All rights reserved.  
34-8717-3696-2  
[command.com](http://command.com)

The following statements do not apply to products distributed in Australia and New Zealand. Consumers must rely on their statutory rights.

### WARRANTY & LIABILITY:

This product will be free from defects in material and manufacture. Please read the instructions carefully. 3M will not be liable for any loss or damage caused by incorrect use, application or removal of the product. If this product is found to be defective, your remedy shall be, at 3M's option, replacement of the product or refund of the purchase price. To the extent permitted by law, 3M will not be liable for any other loss or damage arising from the use of this product.

Dist. By:  
**3M, Construction and Home Improvement Markets Division**

3M Australia Pty Limited  
Bldg A, 1 Rivett Road  
North Ryde, NSW 2113  
PH: 1800 025 725

3M New Zealand Ltd  
94 Apollo Drive, Rosedale,  
Auckland 0632  
PH: 0800 436 435

3M Technologies (S) Pte Ltd.  
1 Yishun Avenue 7,  
Singapore 768923  
PH: (65) 6450-8888



0 51141 34704 2