



Capital Safety - USA • 3833 SALA Way • Red Wing, MN 55066-5005 • Ph: 651.388.8282 • Fax: 651.388.5065

May 19, 2010

## **INSPECTION NOTIFICATION ROLLGLISS R250 DESCENDER**

At Capital Safety, we are committed in providing the highest quality, safest fall protection and rescue solutions on the market. In maintaining our proactive approach to address product issues, we write to inform you of a potential performance issue identified by the supplier of our Rollgliss R250 Descender. Our supplier has found that in very limited circumstances, the R250 descender may automatically lock in the stopped position, preventing the user from descending further. There is no risk of a fall in such a situation.

### The Rollgliss R250 Descender System:

The Rollgliss rescue systems are designed as a peer rescue system for use in industrial environments. The kit has been designed specifically to enable a rescue to be performed by persons for whom rescue is not part of their normal job function. This descender can be purchased from Capital Safety as P/N 9504556 (AG6250000) or as part of Rollgliss Rescue kit P/N 8900292 (AG62501010), 8900293 (AG62501020), 8900294 (AG62501030), 8900295 (AG625010100), 9502455, 9502455, 9502457, 9503917 or AG62501XXX.

### The Situation Presented

Our supplier has determined that in very limited circumstances, the grey lever (e) can come out of the cam slot during a controlled descent. See attached Inspection Notice. If the lever comes out of the cam slot, the cam will automatically go to the locked position (i.e., the stopped position). As a result, the user may be stranded in position but is in no risk of a fall in that position. In such an event, a further rescue effort will be required.

### Corrective Action:

Our supplier has implemented changes to reduce the tolerance on the lever and cam slot. Capital Safety in cooperation with our supplier have developed a detailed inspection notice (see attached) to allow the end user to properly inspect their descenders.

If any user identifies that their R250 Descender does not meet the requirements of the attached inspection notice, they should contact Capital Safety's customer service department at (800-328-6146 or [orders@capitalsafety.com](mailto:orders@capitalsafety.com)) to arrange for a (QA) return number. Capital Safety in turn, will replace the unit at no charge.

Capital Safety is confident that the potential for this problem to occur is remote.

Sincerely

Jeff Radichel

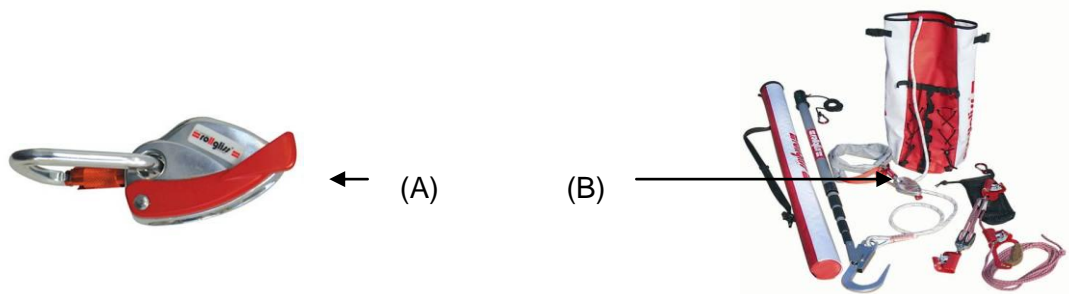
Product Manager NA, Hard Goods

May 19, 2010

## Inspection Notice regarding the Rollgliss® R250 Descender



Capital Safety Group is providing an Inspection Notice regarding Rollgliss® R250 Descenders.

The R250 can be used as a personal *descender reference AG6250000* (see reference A) on its dedicated rope or in conjunction with the Rollgliss rescue kit *reference AG625010xx* (see reference B)




Please inspect your R250 as follows:

Turn the red handle (a) up so that it is perpendicular to the silver R250 body (b). The next step will require a gauge tool (c) described below.





As a gauge tool (c) please use a

3.5 mm diameter drill bit  
or  
9/64 in diameter drill bit.





May 19, 2010



Hold the R250 horizontally with the red handle underneath and still perpendicular to the silver R250 body (d). Use the gauge tool to measure the clearance between the grey lever (e) and the R250 body.



If the gauge tool does not fit in the clearance between the grey lever and the R250 body (f), then the R250 successfully passes the inspection and can be used safely.



If the gauge tool fits in the clearance between the grey lever and the R250 body (g), then the R250 does not pass the inspection and must be sent back to CSG for repair.





Capital Safety - USA • 3833 SALA Way • Red Wing, MN 55066-5005 • Ph: 651.388.8282 • Fax: 651.388.5065

May 19, 2010

Note that if the grey lever (e) disengages from the inner cam of the R250, the R250 must be sent back to CSG for repair. Although this is very unlikely to happen when using the R250 properly in its standard vertical orientation, if it happens it will cause the R250 to automatically lock in the stopped position, preventing the user from descending further. There would be no risk of a fall in such a situation.

Please direct any questions you may have to my attention as follows:

Jeff Radichel

Product Manager NA, Hard Goods

**t:** 651-385-4314    **f:** 651-388-5065  
**m:** 651-253-8393    **e:** jradichel@capitalsafety.com