

User Advisory Notice
BE-10BR Hood
Immediate Action Required

September 30, 2016

Dear Valued Customer,

The purpose of this document is to communicate a valve replacement notice as well as new use and storage limitations 3M has identified during the redesign and requalification process of the Breathe Easy™ BE-10BR rubber butyl hood. The BE-10BR Hood is sold individually or within multiple 3M™ Breathe Easy™ powered air purifying respirator kits (PAPR).

Please read this document in its entirety as there are actions that warrant your immediate attention.

Based on recent work that reexamined various aspects of current and prior products, several learnings have been discovered. As a result, we are undertaking four important actions, which warrant your immediate attention:

1. Through internal 3M testing, we have discovered that the over-pressure valves may perform in a manner so that the claimed APF 1000 of the hood in laboratory tests is not met in certain instances. Therefore, the valves must be replaced as soon as possible in hoods manufactured from January 2007 to March 2016. The manufacture date of the BE-10BR Hood can be determined by inspecting the label as shown below.



The over-pressure valve is shown here seated in the valve holder after the exhaust valve cover has been removed.

Action Required: Replace valve and valve holder assemblies in hoods that were manufactured between January 2007 to March 2016.

- Call 1-855-317-4203 and request a complimentary replacement valve and valve seat for each hood manufactured from January 2007- March 2016 (see photo below).

- Follow the instructions accompanying this letter on valve and valve holder replacement.



The manufacture date of the BE-10BR hood can be found by inspecting the label located on the interior of the inner shroud

2. As a result of our examination of previously sold product, we are establishing a 10 year maximum life (shelf life plus in use life) for the BE-10BR hood, when used and stored in accordance with our recommended temperature range. **Product used beyond the 10-year shelf life or stored outside of our recommended temperature range may not work as expected.**

If you have any questions or concerns regarding the establishment of a 10-year maximum life for the BE-10BR, please contact us at 1-800-243-4630, and we will work with you to resolve the issue.

Action required: Immediately remove any BE-10BR hoods from service that are older than ten years. In addition, establish a mechanism for tracking the age of hoods in your stockpile to ensure they do not exceed the 10 year maximum life. Contact 3M Technical Service if you have questions or concerns regarding this point.

3. For all hoods in your inventory less than 10 years old, we ask that you visually inspect the condition of the hood and all components for signs of degradation, such as:
 - Fabric: Examine the condition of the fabric, outer and inner shroud and face seal. Check that there are no cracks, rips, holes, tears or other damage.

- Face seal elastic: Examine the condition of the face seal. Check that there is no peeling or breaking down of the elastic. Stretch several 2-3 inch sections of the face seal and verify that it recovers to its original length.
- Nape seal elastic: Examine the condition of the nape seal (seal at the base of the skull). Check that there are no holes, tears or other damage. Stretch several 2-3 inch sections of the nape seal and verify that it recovers to its original length.
- Suspension: Examine the head suspension for cracks, tears or other damage. Stretch several 2-3 inch sections of the suspension elastic and verify that it recovers to its original length.
- Breathing tube connection: Examine the exterior and interior of the breathing tube connection point (near the nape seal). Check that there are no cracks, rips, dents holes, tears or other damage. Attempt to rotate the circular breathing tube connection interface and verify it does not move.
- Visor: Look for creases, scratches, or other visual distortions that make it difficult to see through the visor. Examine the visor for cracks or holes that permit contaminated air to enter the hood.
- Seams: examine the luting (seal) on the seams to ensure that it is not peeling, cracked, flaking or otherwise damaged. Inspect closely to verify that the seam, including threads, are covered.
- Valve: Inspect the valve assembly to ensure all parts are present. There should be a valve cover and valve flap present in the valve holder. Verify the valve holder is tight in the visor by turning the retaining ring on the back of the valve assembly.

Please refer to pages 5 and 6 for assistance in identifying certain components.

Action required: Carefully inspect hoods within the 10-year shelf-life, and remove from service any that exhibit signs of degradation. Contact 3M Technical Service at 1-800-243-4630 if you have any questions regarding inspection.

4. As this system is important for emergency preparedness, we ask that all *User Instructions* be reviewed to re-familiarize supervisors and users with important instructions, warnings, limitations, and other information important for use of the system.

Action required: Carefully review *User Instructions* for the BE-10BR hood and all component parts. Contact 3M Technical Service at 1-

800-243-4630 if you have any questions regarding the *User Instructions*.


The BE-10BR Hood is sold individually and also in multiple 3M™ Breathe Easy™ powered air purifying respirator kits (PAPR). See reference pages below.

Should you have any questions please contact your local Sales Representative or 3M Personal Safety Division Technical Service at 1-800-243-4630. In Canada, please contact Technical Service at 1-800-267-4414. To request your complimentary valve and valve seat replacement please call 1-855-317-4203.

Sincerely,



Brandon L. Cordts
Global Business Manager for DR, P&SA, and Protective Apparel
3M Personal Safety Division
3M **Center**, Building 0235-02-E-57
St. Paul, MN 55144-1000




Greg Stanich
Personal Safety Division
Quality Manager


Inspection Reference



Interior view of the BE-10BR:



A closer view of the shroud interior, near nape seal:



Luting of the Seam:



Additional information on the catalog numbers:

3M Catalog Nbr/Prod ID: **BE-10BR**

UPC: 0-00-51138-72094-0

3M ID: 78-8124-0094-9



Description: Used with 3M(TM) Breathe Easy(TM) Powered Air Purifying Respirator (PAPR) Systems. Chemical resistant material provides high level of airflow while providing excellent vision and accommodates facial hair and glasses.

3M Catalog Nbr/Prod ID: **RBE-L10**

UPC: 0-00-51131-91899-3

3M ID: 70-0712-8788-5



Description: This hood powered air purifying respirator system helps provide respiratory protection to first responders, law enforcement, military and health care professionals needing protection from or responding to natural disasters or acts of terrorism. Features 12 hour non-rechargeable Battery Pack 520-04-57R01 (primary lithium ion)

3M Catalog Nbr/Prod ID: **RBE-NM10**

UPC: 0-00-51131-91902-0

3M ID: 70-0712-8791-9



Description: This hood powered air purifying respirator system helps provide respiratory protection to first responders, law enforcement, military and health care professionals needing protection from or responding to natural disasters or acts of terrorism. Features Battery Pack BP-15 (nickel metal hydride)

3M Catalog Nbr/Prod ID: **FR-57L10**

UPC: 0-00-51131-52570-2

3M ID: 70-0710-4028-4



Description: NIOSH-approved Breathe Easy powered air purifying respirator system with lightweight butyl rubber hood and lithium battery helps provide respiratory protection and a continuous flow of filtered air to the wearer. Uses 3M(TM) Cartridge FR-57/453-03-02R06. Features 12 hour non-rechargeable Battery Pack 520-04-57R01 (primary lithium ion)

3M Catalog Nbr/Prod ID: **FR-57N10**

UPC: 0-00-51131-52571-9

3M ID: 70-0710-4029-2



Description: NIOSH-approved Breathe Easy powered air purifying respirator system with lightweight butyl rubber hood and lithium battery helps provide respiratory protection and continuous flow of filtered air to the wearer. Uses 3M(TM) Cartridge FR-57/453-03-02R06. Features Battery Pack BP-15 (nickel metal hydride)