

# 3M DI-NOC™ Architectural Finishes

## Color Samples

Premium Wood  
Stucco  
Suède  
Solid Color  
Wood Grain

Dry Wood  
Terracotta  
Leather  
Smooth Metal  
Metal

Mortar  
Ceramic  
Fabric  
Metallic Wood  
Concrete

Plaster  
Textile  
Metallic Palette  
Chipboard  
Tile

Stone  
Oxidized Metal  
Plaster on Metal  
Fine Wood  
Abstract

## Functional Products


Abrasion Resistant

Whiteboard Film

Exterior

Glass Finishes

2021 - 2023



## Functional Products



ME-433AR

3M™ DI-NOC™ Architectural Finishes

## Abrasion Resistant AR Series

 74  
Patterns

### Superior Abrasion Resistance

3M™ DI-NOC™ Architectural Finishes Abrasion Resistant AR Series are decorative surface finishes for interior applications in high-traffic areas. The abrasion resistant top layer reduces the visibility of scratches.

### +10 New Patterns

Including designs unique for the AR series and expansion of Metallic series.



ME-2293AR



WH-111

3M™ DI-NOC™ Architectural Finishes

## Whiteboard Film

 2  
Items

### Transform Surfaces into Communication Spaces

3M™ DI-NOC™ Whiteboard Film is a unique architectural finish that can convert interior surfaces into creative and collaborative environments. Compatible with most dry erase markers.

#### Writing

WH-111 offers excellent writing and erasing performance with a glossy surface.



WH-111

#### Writing and Projection

PWF-500 provides both whiteboard and projection capabilities, with the matte surface providing minimal glare from a projector.



PWF-500



FW-1122EX

3M™ DI-NOC™ Architectural Finishes  
**EX Series for Exterior**



**Weather Resistant Surface Finish for Exterior Applications**

3M™ DI-NOC™ EX Series for exteriors are durable, dimensionally stable, and weather resistant surface finishes for exterior applications. They can be applied directly on smooth, non-porous application surfaces. It is designed to maintain consistent finish and color, despite UV exposure and other conditions.

**Coordinate Exterior and Interior Designs**

Create a sense of unity between interior and exterior surfaces by using DI-NOC™ Standard Series and DI-NOC™ EX Series with the same design.



**Excellent Weather Resistance**

Exterior warranty ranges from 3 to 14 years, depending on the climate and installation location. Contact 3M Technical Support for detailed warranty information.



DG-1528


3M™ DI-NOC™ Architectural Finishes  
**Glass Finishes**



3M™ DI-NOC™ Glass Finishes can be used behind many glass surfaces and provide an opaque dimensional look when viewed from the front glass surface. The current Product line can be found in the 3M™ Glass Finishes Product Catalog.

**+4 New Patterns**

You can make a glass decorated with unique designs by applying DI-NOC™ Glass Finishes.




# 3M™ DI-NOC™


## Architectural Finishes

2021-2023

---

### Design Description Guide



- ① — WG-960
- ② —  — ②
- ③ —  WG-960EX

### WG-960EX



Series | Number | Suffix for functional series

- ① Standard series description
- ② Supplementary information icon
- ③ Functional series icon and design description

Standard and functional series have a similar appearance but are not identical.




---

### Supplementary Information Icon List

- NEW** New design
- H** Horizontal woodgrain
- MT** Matte design
-  Large scale design
-  Not recommended for use on 3D compound curved surfaces

---

### Functional Series Icon List

-  **EX Series :**  
for exterior applications
-  **AR Series :**  
for high traffic applications
-  **DG Series :**  
for applications behind glass

## WHAT IS A MASTERPIECE?

A masterpiece improves the lives of all who experience it. They are the objects of beauty inspired by nature and materials at hand — wood, textile, stone, leather, metal — and are limited only by the imagination of the master. 3M™ DI-NOC™ Architectural Finishes bring you the beauty of hundreds of natural elements with the additional new designs, Premium Wood, Metallic Palette and Artisanal Design, to inspire your masterpiece. We use advancements in science so you can capture the worlds natural beauty without sacrificing a forest or your creative ideals. You can create a stunning new space quickly, easily, and sustainably or breathe new life into an existing space almost overnight. The non-porous surface of DI-NOC™ Architectural Finishes is not just beautiful but easy to clean and disinfect. There are no boundaries. No limits. Only your imagination. Create your masterpiece.



## Contents

### Matte :

Premium Wood	8
Dry Wood	10
Mortar / Plaster	14
Plaster on Metal	16
Stone	16
Stucco / Terracotta / Ceramic	17
Textile	18
Fabric	18
Suede / Leather	19
Oxidized Metal	19
Metallic Palette	20
Smooth Metal	20
Solid Color	21

### Basic :

Metallic Wood	23
Chipboard	23
Fine Wood	24
Wood Grain	32
Wood Grain Gloss	34
Metal	38
Stone / Concrete / Tile	42
Textile	44
Leather	45
Abstract	46
Solid Color	48
Abrasion Resistant	50
Exterior	51









## Do more with your designs

- 1 PS-504
- 2 ME-1781AR
- 3 AE-1632 / FW-1212 / PS-713
- 4 PS-1187
- 5 DW-1888MT / PS-503
- 6 Custom design of EX series
- 7 DW-1888MT
- 8 PS-504 / PA-045AR
- 9 PS-1870MT / PWF-500
- 10 FW-336 / PS-1869MT



# Matte Series



GOOD  
DESIGN  
AWARD  
2019

- 1 PW-2315MT NEW
- 2 ST-2171MT NEW
- 3 ME-2262 NEW
- 4 ST-1831DG
- 5 ME-2265 NEW
- 6 AE-2152MT NEW

1

2

3

## Matte Coating Technology :

The new Matte Series utilizes the latest technology available. With a new state of the art matte surface, the Matte Series offers realistic texture by converting incident light into diffuse reflection and suppressing specular reflection. This series also provides fingerprint resistance. Explore the new world of design possibilities with 3M Matte Series.

Experience the difference in texture between standard series and new Matte Series

Matte Series  
PS-1870MT

Standard Series  
PS-999





5

6



### Diffuse Reflection

The new state of the art matte surface converts incident light into diffuse reflection, providing very low gloss and a deep, high quality matte texture.



### Fingerprint Resistant

The matte texture provides fingerprint resistance, reducing the visibility of fingerprints with an easy to maintain surface.



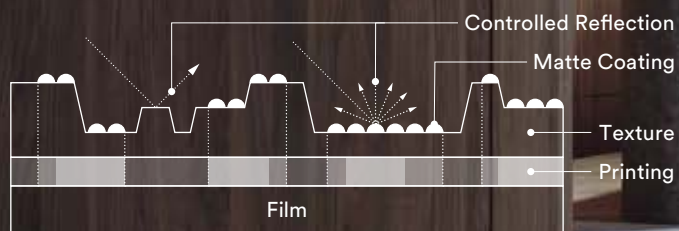
### Tactile Feature

A realistic matte texture is created by combining the matte coating technology with high definition embossing technology.

# Premium Wood

## Controlled Reflection Technology

The new Premium Wood Series expresses the realistic appearance and texture of natural wood. The controlled reflection of the matte coating technology is combined with both fine and deep wood grain embossing and high-quality printing. This unique technology creates the optimum tone and texture of each species of wood.



PW-2314MT

NEW

1 PW-2315MT NEW 2 ST-2171MT NEW




PW-2305MT

NEW



PW-2306MT

NEW



PW-2310MT

NEW



PW-2307MT

NEW



PW-2309MT

NEW




PW-2312MT

NEW



PW-2313MT

NEW



PW-2308MT

NEW



PW-2311MT

NEW



PW-2315MT

NEW




PW-2316MT

NEW



PW-2317MT

NEW



PW-2318MT

NEW



PW-2319MT

NEW

A

B

C

D

E

F

G

# Dry Wood


A



DW-2197MT



DW-2199MT



DW-2200MT



B

C



DW-1903MT



DW-1894MT



DW-1888MT



DW-1875MT



D



DW-2198MT



DW-2201MT



DW-2202MT



DW-1902MT



E



DW-1993MT



F



DW-2203MT



DW-2205MT



DW-2204MT



G



DW-2206MT



DW-1889MT





DW-1883MT



DW-1901MT



DW-2207MT



DW-1878MT



DW-1873MT



DW-1876MT



DW-2209MT



DW-2208MT



DW-1897MT



DW-2210MT



DW-1877MT



DW-2212MT



DW-1874MT




DW-2224MT



DW-1890MT



DW-1891MT



DW-1884MT



DW-2211MT



A

B

C

D

E

F

G

# Dry Wood

A



DW-2218MT



DW-1872MT



DW-2219MT



B



DW-1893MT



DW-1872MT



DW-2219MT



C



DW-1898MT



DW-2223MT



DW-2226MT



DW-2225MT



D



DW-2221MT



DW-2220MT



DW-2222MT



E

F

G




DW-1881MT



DW-1886MT



DW-1871MT




DW-2227MT







DW-1882MT



DW-1879MT



DW-2214MT



DW-1899MT



DW-2213MT



DW-2217MT



DW-1885MT



DW-1900HMT



DW-2216MT



DW-2215MT



DW-1887MT



DW-2228MT



DW-1992MT



DW-1896MT



DW-2229MT



A

B

C

D

E

F

G




1

2

3


2

# Mortar / Plaster



AE-2149

NEW



AE-2150

NEW




AE-2160

NEW




AE-1880MT

Large scale design



AE-1959MT

Large scale design




AE-1917MT

Large scale design




AE-1923MT

Large scale design



AE-1913MT

Large scale design



AE-2161

NEW



AE-2162MT

NEW



AE-2151

NEW



AE-2152MT

NEW



AE-1930MT

Large scale design



AE-2153MT

NEW



AE-1921MT

Large scale design



AE-1960MT

Large scale design



AE-1944MT

Large scale design

A

B

C

D

E

F

G

# Plaster on Metal

A



FE-1964



AE-2154

NEW



AE-2155

NEW

B


C

# Stone

D



ST-1914MT




ST-1919MT




ST-2171MT

NEW

E



ST-1918MT



ST-1911MT




F



ST-2170MT

NEW



ST-1915MT




ST-1912MT



G



ST-1927MT



ST-1916MT



ST-1920MT



# Stucco / Terracotta / Ceramic



AE-2156

NEW 📷



AE-1637



AE-1638



AE-2158

NEW 📷



AE-2157

NEW 📷




AE-2163MT

NEW 📷



AE-1717

📷



AE-1639



AE-2164MT

NEW 📷



AE-2165MT

NEW 📷



AE-1926MT

📷



AE-1718



AE-1719  
☑️ DG-1719

NEW 📷



AE-1929MT

📷



AE-2159

NEW 📷



AE-1640



AE-2167MT

NEW 📷

A

B

C

D

E

F

G

# Textile

A



NU-2177

NEW 



FE-1966



NU-2178

NEW 



NU-2176MT

NEW 

B



NU-2175MT

NEW 

C



NU-2179

NEW 



FE-1967

D

# Fabric

E



NU-1942MT





NU-1941MT





NU-1940MT





NU-1935MT



F



NU-1934MT





NU-1943MT





NU-1937MT



G



NU-1938MT





NU-1936MT





NU-1939MT



# Suede / Leather



SU-2233MT




SU-2231MT



SU-2234MT



SU-2235MT



AE-1931MT



SU-2232MT



AE-1932MT



AE-1933MT



# Oxidized Metal




ME-2172




ME-2173




AE-1954



ME-2024



ME-2022



ME-2023

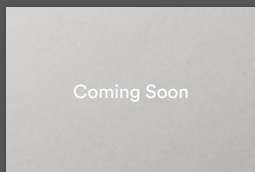


ME-2174



# Metallic Palette

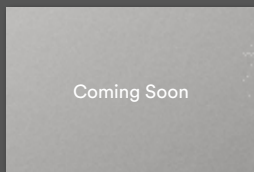
A



Coming Soon

ME-2251MT

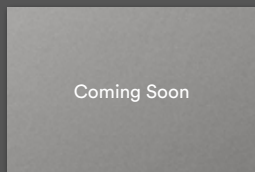
NEW



Coming Soon

ME-2252MT

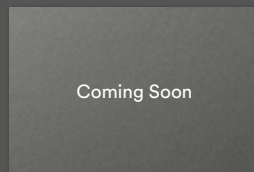
NEW



Coming Soon

ME-2253MT


NEW



Coming Soon

ME-2254MT

NEW



Coming Soon

ME-2255MT

NEW

B



ME-2261

NEW



ME-2262

NEW



ME-2263

NEW



ME-2264

NEW



ME-2265

NEW

C



ME-2271

NEW




ME-2272

NEW



ME-2273

NEW



ME-2274

NEW



ME-2275


NEW

D




ME-2281AR

NEW



ME-2282AR

NEW




ME-2283AR

NEW



ME-2284AR

NEW



ME-2285AR


NEW

E




ME-2291AR

NEW



ME-2292AR

NEW




ME-2293AR

NEW



ME-2294AR

NEW




ME-2295AR

NEW

F


# Smooth Metal

G




VM-1855MT

1



VM-1990MT

1




VM-1862MT

1




ME-2251MT NEW Coming Soon





# Solid Color



PS-2094MT/PS-2101MT/PS-2100MT/PS-2099MT/PS-2093MT/PS-2092MT/PS-1989MT/PS-2095MT/PS-2098MT/PS-2096MT/PS-2097MT



1

2

# Metallic Wood



MW-1416



MW-1242



MW-1833



MW-1832



MW-1418



MW-1244



MW-1417



MW-1834



MW-1783



MW-1177



MW-1419  
☑ MW-1419DG



MW-776



MW-777

# Chipboard



AE-2168

NEW



AE-2168 NEW

# Fine Wood

A



FW-1761



FW-1758



FW-1683



FW-1765



B



FW-1209



FW-788



FW-1261



C



FW-7017  
FW-7017AR



FW-1138  
FW-1138AR



FW-1139H



FW-336



D



FW-1208



FW-7001



FW-1980



E



FW-1255



FW-1207

F



FW-1207 / ME-1434



FW-1271



FW-1217



G



FW-1210



NEW New design  
H Horizontal woodgrain  
MT Matte design

Large scale design  
Not recommended for use on  
3D compound curved surfaces

EX series: for exterior applications  
AR series: for high traffic applications  
DG series: for applications behind glass



FW-1981



FW-1745



FW-1211



FW-789



FW-1214  
FW-1214EX



FW-1291



FW-1766



FW-1258



FW-1129  
FW-1129AR  
FW-1129EX  
DG-1129



FW-1130H  
FW-1130HAR



FW-1766



FW-1256



FW-1988



FW-1750



FW-1285



FW-1289



FW-1988



FW-1750



FW-1972



FW-1681



FW-1293  
FW-1293AR



FW-1279



FW-1972



FW-1262



FW-1269



FW-1810



FW-1272

A

B

C

D

E

F

G

# Fine Wood

A



FW-1974



FW-1304



FW-1307



B



FW-1987



FW-1754



FW-1976



FW-1978



C



FW-1767



FW-1302



FW-1287



FW-1971



D



FW-1266



FW-1213




FW-1215



FW-1294  
FW-1294AR



E



FW-1259



FW-337  
FW-337AR



FW-1977



FW-1273



F



FW-1983



FW-1218



FW-1770



G

NEW New design  
H Horizontal woodgrain  
MT Matte design

Large scale design  
Not recommended for use on 3D compound curved surfaces

EX series: for exterior applications  
AR series: for high traffic applications



FW-1265



FW-1212



FW-1257



FW-236

FW-236AR FW-236EX



FW-1122

FW-1122AR FW-1122EX



FW-1023

FW-1023EX



FW-1286



FW-1296



FW-1805

FW-1805EX



FW-1771H



FW-1306



FW-1755



FW-1734H



FW-1278



FW-502



FW-1735H



FW-7011

FW-7011AR FW-7011EX



FW-1763



FW-1021



FW-656



A

B

C

D

E

F

G

# Fine Wood

A



FW-327



FW-1283



FW-237



FW-1743

B



FW-234



FW-1123  
FW-1123EX



FW-608H



C



FW-1737



FW-1276



FW-795



FW-1331



D



FW-1737



FW-501



FW-1280  
FW-1280AR



FW-1125



E



FW-612



FW-655



FW-1738



FW-677

F



FW-888

G



FW-1281



FW-233  
FW-233AR FW-233EX



FW-889



FW-7006  
FW-7006EX



NEW New design  
**H** Horizontal woodgrain  
**MT** Matte design

Large scale design  
 Not recommended for use on 3D compound curved surfaces

EX series: for exterior applications  
 AR series: for high traffic applications  
 DG series: for applications behind glass



FW-7008  
 FW-7008EX



FW-1022  
 FW-1022AR FW-1022EX  
 DG-1022



FW-1121H  
 FW-1121HAR



FW-609H  
 FW-609HEX



FW-1113  
 FW-1113EX



FW-613



FW-650  
 FW-650EX



FW-1277



FW-1744



FW-1801  
 FW-1801EX



FW-232



FW-1124  
 FW-1124EX



FW-1039H



FW-332



FW-886



FW-510



FW-1137



FW-1040H



FW-240



FW-7016



FW-1020



FW-887  
 FW-887EX



FW-7013

A

B

C

D

E

F

G

# Fine Wood

A



FW-1134



FW-606H



FW-625

FW-625AR FW-625EX



FW-7015



B



FW-1297



FW-651

FW-651EX




FW-1282



FW-1037




C



FW-338


FW-338AR



FW-7009



FW-1133



FW-607H

D



FW-653



FW-643

FW-643EX



FW-7014




FW-330

FW-330AR FW-330EX


E




FW-1135



FW-1136H



FW-1036



FW-1752H




F



FW-1746



FW-334



FW-522

FW-522EX




FW-1752H



G



FW-1126



FW-627

FW-627AR FW-627EX





FW-1288






FW-618

FW-618EX

NEW New design  
**H** Horizontal woodgrain  
**MT** Matte design

 Large scale design  
 Not recommended for use on 3D compound curved surfaces

 EX series: for exterior applications  
 AR series: for high traffic applications  
 DG series: for applications behind glass



FW-1736H



FW-1216



FW-7007



FW-1986



FW-1275



FW-1301



FW-1290



FW-1975



FW-324  
 FW-324EX



FW-640  
 FW-640EX



FW-1753H



FW-1127



FW-1762



FW-1751  
 FW-1751AR  DG-1751



FW-641



FW-1984



FW-1970



FW-1985



FW-1979



FW-1740



FW-1757

A

B

C

D


E

F

G

# Wood Grain

A




WG-657  
WG-657EX




WG-1365



WG-2078



WG-1067



WG-1071



B



WG-1709



WG-1846



WG-247



WG-1046



WG-1339

C



WG-1343



WG-2049



WG-1705



WG-2076



WG-467

D



WG-1344



WG-2083H



WG-376



WG-1220



WG-2070



E



WG-1340



WG-1378



WG-960  
WG-960EX



WG-2073



WG-964

F



WG-1838



WG-1141



WG-166



WG-2085



WG-2860

G



WG-1143  
WG-1143EX



WG-2705



WG-1392H



WG-1710



WG-696

H



WG-1840



WG-1144  
WG-1144EX



WG-1837




WG-1337



WG-947





A

B

C

D

E

F

G

H

# Wood Grain

A



WG-2071



WG-1360



WG-2080H



WG-1142



WG-1140  
WG-1140EX



B



WG-763



WG-865



WG-943



WG-941



WG-697

C



WG-841



WG-1359



WG-1375



WG-694



WG-7022



D



WG-879



WG-2862



WG-364



WG-940



WG-417



E

# Wood Grain Gloss

F



WG-1711GN



WG-763GN

G



WG-765GN

H



WG-1712GN



WG-364GN



WG-763GN

# Wood Grain



WG-1703



WG-1353



WG-2086



WG-2088



WG-2072



WG-1336



WG-1336




WG-2082H



WG-1342



WG-2074



WG-2087



WG-2075




WG-1368



WG-1848



WG-1708



WG-1196



WG-695  
 🏠 WG-695EX



WG-2042



WG-1706



WG-1369



WG-2084H



WG-1370



WG-1348



WG-157



WG-1371



WG-1349



WG-1372  
 🚧 WG-1372AR



WG-1057



WG-2019



WG-1841



WG-2033



WG-1704

A

B

C

D

E

F

G

H

# Wood Grain

A



WG-1146



WG-1064



WG-7024



WG-7024AR WG-7024EX



WG-7023



WG-1390

B



WG-1816



WG-693



WG-1147



WG-159



WG-7029



C



WG-1836



WG-1350



WG-2048



WG-1373




WG-1066

D



WG-1818




WG-1364



WG-1063



WG-664




WG-156

E




WG-2077



WG-1044

WG-1044EX



WG-1374



WG-1351



WG-1052

F




WG-1376



WG-1376




WG-1391




WG-2707



G



WG-1070



WG-2041



WG-1835


H



WG-2047



WG-1050



WG-428







4

2

1

2


3

# Metal

A



ME-1466  
 ME-1466AR



ME-1467  
 ME-1467AR



CH-2117




CH-1627



BW-1310




B



ME-1716  
 ME-1716DG



ME-433  
 ME-433AR



CH-1677



AM-1722



VM-1691



C



ME-432  
 ME-432AR DG-432



BW-1311



CH-2120



ME-904  
 ME-904AR



ME-377

D



ME-1435



CH-1676



PA-184



ME-388




PA-045  
 PA-045AR

E



CH-1628  
 CH-1628AR



LW-1085



ME-1434  
 ME-1434DG



CH-2116



ME-396  
 ME-396AR


F




ME-391




ME-1781  
 ME-1781AR



PA-185



PA-389  
 PA-389AR PA-389EX



CH-2118

G




ME-431  
 ME-431AR



CH-1630  
 CH-1630AR



AM-1700



VM-2122



VM-1489



H



ME-379  
 DG-379




ME-1684  
 ME-1684AR



ME-1685  
 ME-1685AR



VM-800



CH-1631  
 CH-1631AR

NEW New design  
**H** Horizontal woodgrain  
**MT** Matte design

Large scale design  
 Not recommended for use on 3D compound curved surfaces

EX series: for exterior applications  
 AR series: for high traffic applications  
 DG series: for applications behind glass



PA-180  
 PA-180AR PA-180DG



CH-1629  
 CH-1629AR



PA-046



BW-1312



LW-1084



VM-306



VM-383



AM-1696



ME-1223



PA-039  
 PA-039EX



ME-1997



VM-1692



PA-683  
 PA-683AR




ME-486



AM-1701



VM-381



VM-1487



VM-2121



VM-305




ME-1225



PA-038  
 PA-038EX



PA-320




VM-1693




ME-1224




ME-380



PA-187  
 PA-187AR PA-187EX




PA-183  
 PA-183AR



VM-1695




VM-1694



ME-1174



PA-390  
 PA-390EX




PA-181  
 PA-181AR PA-181EX



LW-1083



AM-1699



VM-1488

A

B

C

D

E

F

G

H

# Metal


A



VM-168



PA-175



ET-1773



ET-1775




ET-1772

B



PA-178



PA-177



PA-036



ME-1175

C



FA-1963



CA-419



BW-1315




TE-1714



RS-1190


D



TE-1650



CA-422



TE-1652



FA-1161  
 DG-1161

E




CA-418



TE-1651



TE-1713



HG-1995



BW-1316


F



CA-420




RS-1189



CA-421



TE-1653



CA-1170

G

H

NEW New design  
H Horizontal woodgrain  
MT Matte design

Large scale design  
Not recommended for use on  
3D compound curved surfaces


DG series: for applications behind glass



ME-2026



ME-1961



AM-1720



VM-2090



FA-1166



AE-1957



ME-2025



VM-452



VM-2035



AM-1698



ME-2020



ME-147



LE-1108



AE-1643



FA-1164



VM-2038




VM-2037



ME-1778



LE-1109



VM-2034



RT-1112




FA-1163



ME-1469



RT-1111



RT-1827  
RT-1827DG




AE-1952



VM-2039



ME-2027



AE-1956



VM-2036



# Stone / Concrete / Tile

A



ST-1831  
 ST-1831DG



FA-1678  
 FA-1678AR FA-1678DG



AE-1632  
 AE-1632AR AE-1632EX

B

C



AE-1634  
 AE-1634EX



ST-1828



ST-1588



CN-1623

D




FA-1527  
 FA-1527AR



PC-1181

E



CN-1958



FA-1680



PC-758



CN-1621



CN-1622

F


G



PC-760



AE-1635  
 AE-1635EX



FA-1962



FA-1528  
 FA-1528DG

H



ST-1586



AE-1955



ST-736  
 ST-736AR ST-736EX



PC-672



FA-1679



ST-737



ST-1195



FA-1526  
 FA-1526AR



ST-1829



PC-491



FA-2169 NEW



PC-1179



PC-1178



FA-2169



FA-592



ST-1587  
 ST-1587DG




AE-1645

NEW



FA-1530  
 FA-1530AR FA-1530EX



AE-1951



AE-1636  
 AE-1636AR



FA-1531



AE-1646



AE-1633  
 AE-1633AR



ST-442  
 ST-442EX



ST-1830

# Textile

A



NU-2012



NU-1237



NU-1784



NU-2014

B



FE-804



SI-1686

C



NU-1798



FE-805



FE-813



NU-1785



NU-1794



D



NU-1795



NU-2013



FE-813



NU-1785



NU-1238



E



NU-1790



NU-1793



NU-2015



NU-1239



FE-801



F



NU-1791



NU-1792



NU-1240



NU-2010



NU-2009

G



NU-1786  
 DG-1786



NU-1789



SI-1613  
 DG-1613



NU-2017



NU-2009

H



NU-1799



NU-1787



NU-1241





NEW New design  
**H** Horizontal woodgrain  
**MT** Matte design

Large scale design  
 Not recommended for use on 3D compound curved surfaces

EX series: for exterior applications  
 DG series: for applications behind glass



SI-1234



NU-2002



NU-2006



SI-1232



NU-2011



NU-2003



SI-1689



SI-1688



NU-2005



NU-2008



NU-2004



FA-1156



NU-2001



NU-2007



SI-1235

## Leather



LE-1105



LE-1552




LE-018



LE-2128




LE-2367




LE-2741



LE-2782




LE-517



LE-1555




LE-1106



LE-703  
 LE-703EX



LE-783



LE-1104



LE-1171



LE-1551

# Abstract

A



LW-1081



AE-1953




LZ-461



FA-1153

B



HS-1655



FA-1150

C



FE-1731



FA-1167



PT-735



FA-1099



SE-567  
SE-567AR

D



FA-1521



PT-346



SE-570



PG-197




LZ-462

E



FA-1098



PT-347



PT-345  
PT-345AR



PG-195



PG-190

F



LZ-587




SE-568  
SE-568AR



PG-194




LE-1229



PG-189

G



AE-1642



FA-690



FE-1729



FA-688



FE-1730


H




BW-1314



AE-1641



LE-1228



LE-1231



HS-1656



1


1

2


3

# Solid Color


A



HG-1205



**PS-1904MT**




PS-503  
 DG-503



PS-959  
 PS-959EX




PS-1188



**PS-1989MT**


B




PS-001AR



PS-1187




PS-003AR



PS-002AR



PS-957  
 PS-957EX



**PS-1865MT**


C



PS-976  
 PS-976EX




PS-983



PS-998



PS-975



HG-1994



PS-955


D



PS-1186



PS-1185



PS-004AR



PS-1437



PS-005AR




PS-954

E



PS-090  
 PS-090EX




**PS-1864MT**



PS-1184



PS-1438



**PS-2091MT**



PS-952

F



PS-048




PS-073



PS-091



PS-971



**PS-1866MT**



**PS-2092MT**


G



PS-075



PS-093




**PS-1863MT**



**PS-2099MT**



PS-949



**PS-2093MT**


H



PS-027




PS-022




**PS-2095MT**



PS-950




**PS-2100MT**



**PS-1869MT**


I



**PS-2098MT**



PS-034



**PS-2096MT**



PS-006AR



PS-992



PS-885

J



PS-074



PS-292



PS-1005



PS-1439



PS-948



PS-504  
 DG-504


K



**PS-1867MT**



PS-110




**PS-2101MT**



**PS-2094MT**




PS-1183



**PS-1870MT**


L




**PS-2097MT**




PS-1440




PS-007AR



PS-999



PS-008AR



HG-1201



NEW New design  
**H** Horizontal woodgrain  
**MT** Matte design

Large scale design  
 Not recommended for use on 3D compound curved surfaces

EX series: for exterior applications  
 DG series: for applications behind glass



PS-042 PS-031 PS-1441 PS-1436 PS-982




PS-096 PS-719 PS-1448 PS-1452 PS-112



PS-1442 PS-116 PS-713 PS-281 PS-1820



PS-1443 PS-1446 PS-1450 PS-1454 PS-1459 PS-910



PS-912 PS-1010 PS-920 PS-121 HG-1996 PS-1008



PS-1444 PS-135 PS-506 PS-1455 PS-900 HG-1511



PS-134 PS-914 PS-140 PS-2060 PS-1009 PS-151



PS-141 PS-665 PS-668 PS-1823 PS-107



PS-1821 PS-139 PS-1825 PS-1457 PS-293



PS-1822 PS-1447 PS-1826 PS-1824 PS-294

A

B

C

D

E

F

G

H

I

J

K

L

# Abrasion Resistant

For high traffic applications

A



FW-1138AR



FW-1293AR



FW-236AR  
(AR-1119)



FW-1280AR



FW-233AR



WG-7024AR



FW-330AR

B



FW-7017AR  
(AR-1664)



FW-1122AR



FW-7011AR




FW-1022AR



WG-1372AR



FW-338AR



FW-627AR

C



FW-1129AR



FW-1130HAR



FW-337AR



FW-1294AR



FW-1121HAR




FW-625AR  
(AR-1120)



FW-1751AR

D



ME-1467AR



ME-433AR



ME-432AR




PA-045AR  
(AR-1117)



PA-180AR NEW



PA-183AR  
(AR-1246)



PA-187AR

E



CH-1628AR




CH-1629AR  
(AR-1723)




ME-009AR  
(AR-1724)



PA-683AR



PA-181AR  
(AR-1663)



PA-389AR  
(AR-1118)



ME-431AR

F



ME-1466AR  
(AR-1725)



ME-904AR




ME-396AR




ME-1781AR  
(AR-1726)



ME-1684AR




CH-1630AR




CH-1631AR


G



ME-2281AR NEW



ME-2282AR NEW



ME-2283AR NEW



ME-2285AR NEW



ME-2284AR NEW



FA-1530AR



ME-1685AR


H



ME-2291AR NEW




ME-2292AR NEW



ME-2293AR NEW



ME-2295AR NEW



ME-2294AR NEW




AE-1633AR




AE-1636AR


I




PS-002AR



PS-003AR  
(AR-1115)



PS-004AR  
(AR-1661)



PS-005AR



PS-006AR B




PS-007AR  
(AR-1662) B



PS-008AR B

J



PS-001AR




ST-011AR  
(AR-1247)



ST-736AR  
(AR-1116)



PT-345AR  
(AR-1250)



FA-1678AR




FA-1527AR



FA-1526AR

K



AE-1632AR



SE-567AR  
(AR-1248)



SE-010AR  
(AR-1251)


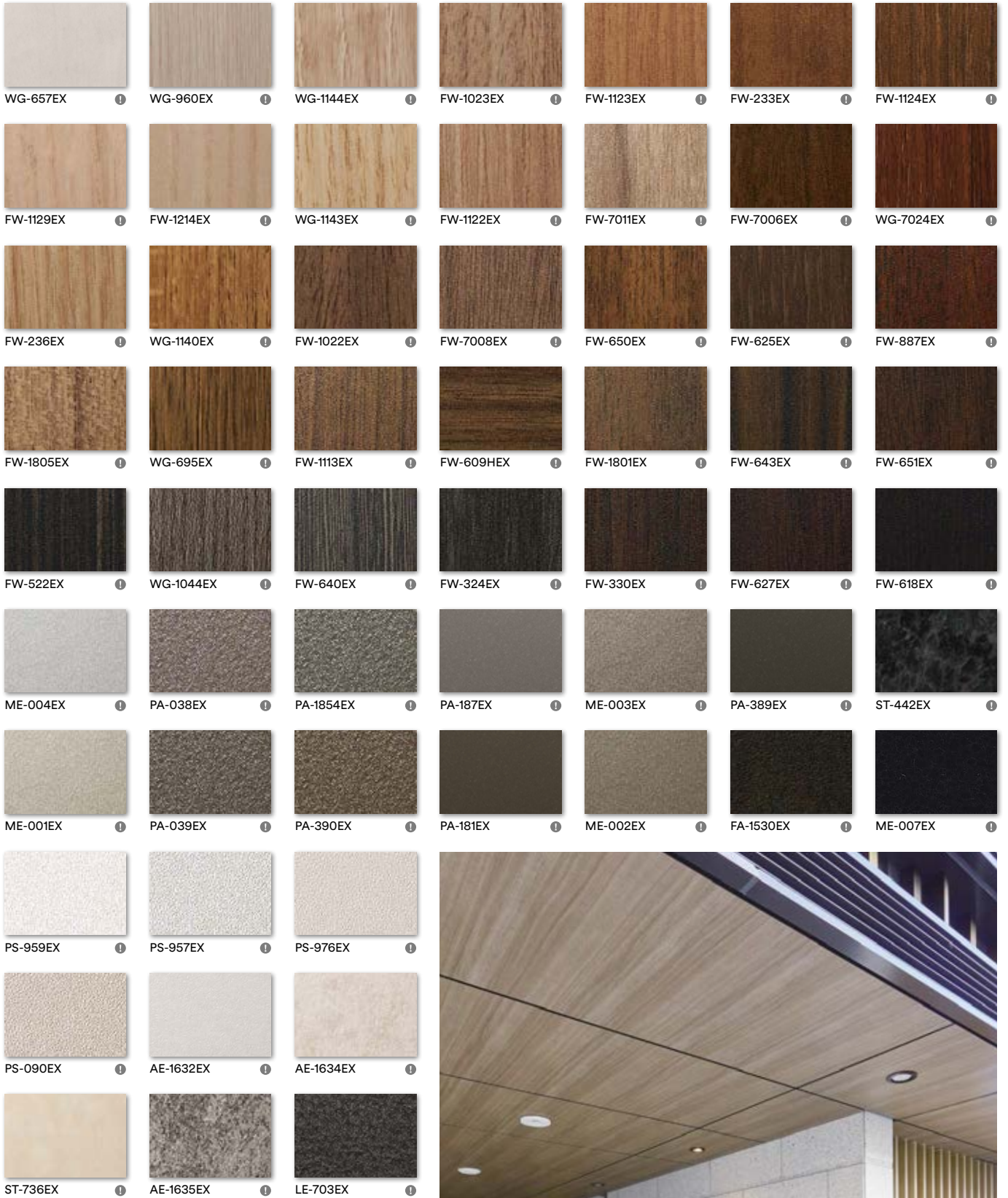


SE-568AR  
(AR-1249)

B Can be used with chalk for blackboard application.

# Exterior

## For exterior applications



FW-1122EX

A  
B  
C  
D  
E  
F  
G  
H  
I  
J  
K













3M Commercial Solutions  
3M Center, Building 220-12E-04  
St. Paul, MN 55144-1000

Phone 888-650-3497  
Web 3M.com/DINOC

Ver.1

3M, Comply, DI-NOC and Sharpshooter are trademarks of 3M Company.  
All other trademarks are property of their respective owners.  
Please recycle. Printed in USA. © 3M 2020. All rights reserved.



78-8134-0903-0  
JR-4210-1525-6  
DIN-402-A