

Product Description

3M™ DI-NOC™ Architectural Finishes EX Series are durable, dimensionally stable, and weather resistant surface finishes for exterior applications. They can be applied directly on smooth, non-porous application surfaces, such as aluminum, galvanized steel, and painted metal. The DI-NOC™ EX Series is designed to maintain a consistent finish and color, despite UV exposure and other conditions.

Featured Benefits of DI-NOC EX Series Architectural Finishes

- Applications - Ideal for façades, window frames, doors, columns, walls, and more.
- Application Surfaces - Recommended for metal and other smooth, non-porous exterior application surfaces. Not recommended for complex curved (3D) surfaces.
- Aesthetics - Realistic appearance of natural materials and other types of surfaces, without the weight.
- Remodel and Reuse - Shortens refurbishment downtime, and brings entirely new designs to existing exterior elements.
- Easy Application - 3M™ Comply™ Adhesive technology virtually eliminates bubbles, simplifying and speeding applications.
- Expected performance life of seven to 16 years for outdoor, vertical applications, depending on the climate (see Warranty).

Product Characteristics

The values in these tables are typical and are based on test data deemed reliable, but they are not warranted.

Characteristic	Value	
Material	Film	Vinyl-based
	Adhesive	Permanent pressure-sensitive acrylic
	Release Liner	Silicone-coated poly paper
Thickness	Film + Adhesive	8 mils (200 microns) nominal, not including the release liner. Some designs vary slightly in thickness due to embossing.
	Release Liner	6.2 mils (157 microns)
Maximum Roll Size	48 in. x 164 ft. (1,220 mm x 50 m)	
Maximum Weight	55 lbs (25 kg) (approx.) for a 164 ft. (50 m) roll	

IMPORTANT NOTE

Review the [3M™ DI-NOC™ Architectural Finishes Installation Guide](#) for additional information.

3M™ DI-NOC™ Architectural Finishes EX Series

Product Line - 3M™ DI-NOC™ EX Series Designs

The following exterior designs are available with a minimum order of one roll. Additional DI-NOC™ EX designs are available by special order ([See “Special Order 3M™ DI-NOC™ EX Series Designs” on page 3](#)). Please contact the 3M Help Center at 1-888-364-3577 for assistance.

Fine Wood	Woodgrain	Metallic	Single Color	Stone, Abstract, Leather
FW-233EX	WG-657EX	PA-038EX	PS-090EX	AE-1632EX
FW-236EX	WG-695EX	PA-039EX	PS-957EX	AE-1634EX
FW-324EX	WG-960EX	PA-181EX	PS-959EX	AE-1635EX
FW-330EX	WG-1044EX	PA-187EX	PS-976EX	
FW-522EX	WG-1140EX	PA-389EX		ST-442EX
FW-609HEX	WG-1143EX	PA-390EX		ST-736EX
FW-618EX	WG-1144EX			
FW-625EX	WG-7024EX	ME-001EX		FA-1530EX
FW-627EX		ME-002EX		
FW-640EX		ME-003EX		LE-703EX
FW-643EX		ME-004EX		
FW-650EX		ME-007EX		
FW-651EX				
FW-887EX				
FW-1022EX				
FW-1023EX				
FW-1113EX				
FW-1122EX				
FW-1123EX				
FW-1124EX				
FW-1129EX				
FW-1214EX				
FW-1801EX				
FW-1805EX				
FW-7006EX				
FW-7008EX				
FW-7011EX				

3M™ DI-NOC™ Architectural Finishes EX Series

Special Order 3M™ DI-NOC™ EX Series Designs

The following exterior designs are available by special order only, with a minimum quantity of 10 rolls for most EX special order designs and 20 rolls for PS-EX Single Color special order designs. Please contact your local sales representative or the 3M Help Center at 1-888-364-3577 for assistance.

Fine Wood	Woodgrain	Metallic	Single Color	Stone, Abstract, Leather
FW-232EX	WG-417EX	CH-1629EX	PS-022EX	FA-592EX
FW-240EX	WG-428EX	_____	PS-027EX	FA-688EX
FW-332EX	WG-629EX	FE-801EX	PS-031 EX	FA-690EX
FW-334EX	WG-664EX	_____	PS-034EX	_____
FW-338EX	WG-693EX	ME-431EX	PS-042EX	LE-783EX
FW-606HEX	WG-697EX	ME-904EX	PS-048EX	
FW-607HEX	WG-831EX	_____	PS-073EX	
FW-608HEX	WG-857EX	PA-036EX	PS-074EX	
FW-619EX	WG-865EX	PA-046EX	PS-075EX	
FW-641EX	WG-940EX	PA-175EX	PS-091EX	
FW-655EX	WG-941EX	PA-180EX	PS-093EX	
FW-677EX	WG-943EX	PA-185EX	PS-096EX	
FW-886EX	WG-964EX	PA-320EX	PS-107EX	
FW-1036EX	WG-1050EX		PS-110EX	
FW-1037EX	WG-1057EX		PS-112EX	
FW-1039HEX	WG-1063EX		PS-116EX	
FW-1040HEX	WG-1066EX		PS-151EX	
FW-1121HEX	WG-1070EX		PS-281EX	
FW-1126EX	WG-1142EX		PS-292EX	
FW-1130HEX	WG-1147EX		PS-293EX	
FW-1133EX	WG-1196EX		PS-294EX	
FW-1134EX	WG-1812EX		PS-504EX	
FW-1137EX	WG-1814EX		PS-665EX	
FW-1331EX	WG-1815EX		PS-668EX	
FW-7009EX	WG-1818EX		PS-719EX	
FW-7013EX	WG-7022EX		PS-885EX	
FW-7014EX	WG-7023EX		PS-948EX	
FW-7015EX	WG-7029EX		PS-949EX	
FW-7016EX			PS-950EX	
			PS-952EX	
			PS-954EX	
			PS-955EX	
			PS-971EX	
			PS-975EX	
			PS-982EX	
			PS-992EX	
			PS-1005EX	
			PS-1010EX	
			PS-1183EX	
			PS-1184EX	
			PS-1437EX	
			PS-1438EX	
			PS-1439EX	
			PS-1440EX	
			PS-1441EX	
			PS-1442EX	
			PS-1444EX	
			PS-1446EX	
			PS-1447EX	
			PS-1448EX	

Product Performance

The values in these tables are typical and are based on test data deemed reliable, but they are not warranted.

Characteristic	Evaluation	Results
Dimensional Stability*	4 in. x 4 in. (100 mm x 100 mm) crosscut in film, after 48 hours at 150°F (65°C).	Largest gap: < 0.01 in. (0.25 mm)
Heat Resistance*	Aged at 150°F (65°C) for 30 days.	No delamination
Thermal Cycle Resistance*	Cycled between -22°F and 176°F (-30°C and 80°C) for 12 days.	No delamination
Moisture Resistance*	Aged at 104°F (40°C), 95% humidity for 30 days.	No delamination or visible change
Cold Impact Resistance*	2 lb (907g) weight dropped from 5 in. (12.7 cm) height, at 32°F (0°C) using a Gardner Impact Tester.	No cracks in film
Ultraviolet Light Exposure	Exposed to XENON accelerated UV light for 1000 hours	No visible change
Wear Resistance	Taber® CS-17 Abrasion wheel: 1kg loading weight, 3000 cycles	No wear-through of surface finish
Fire Resistance	When used in Interior Applications as defined by NFPA 101 "Life Safety Code", Test Method ASTM E84	Class B

*Product applied to an aluminum plate

Stain Resistance

Contaminant was in contact with the film surface for 24 hours and then removed using water. Water with mild detergent or isopropyl alcohol may be used for more difficult stains. Results may vary.

Contaminant	Results
Coffee	●
Tea	●
Cola	●
Milk	●
Red Wine	●
Tabasco	●
Ketchup	●
Soy Sauce	●
Cooking Oil	●
Vinegar	●
Salt Water Solution (1%)	●
Soap Solution (1%)	●
Ammonia Solution (10%)	●
Oxygenated Water Solution (3%)	●
Citrate Solution (10%)	●
Ethyl Alcohol Solution (50%)	●

● Removed with water

Resistance to Solvents, Cleaners, and Other Chemicals

The film was applied to an aluminum plate, left for 72 hours, and then immersed in the following chemicals:

Classification	Solvent	Immersion Time	Result
Water	Water	24 hours	No visible change
Acid	Chloride Solution (10%)	24 hours	No visible change
	Hydrogen Peroxide	72 hours	No visible change
Base (Alkali)	Sodium Hydroxide Solution (10%)	24 hours	No visible change
Alcohol	Ethanol	24 hours	No visible change
	Isopropyl Alcohol	72 hours	No visible change
Ester	Ethyl Acetate	5 minutes	Deterioration observed
Ketone	Methyl Ethyl Ketone	5 minutes	Deterioration observed
	Acetone	72 hours	Deterioration observed
Aromatic	Toluene	5 minutes	Deterioration observed

Product Use

The user is solely responsible for evaluating and determining whether these 3M Products are suitable and appropriate for any particular use or manufacturing process.

Consider These Factors in Determining the Suitability of the Product

Be sure you understand the unique characteristics of these Products and consider them in determining whether they are suitable for your use. Refer to the [3M™ DI-NOC™ Architectural Finishes Installation Guide](#) for additional information.

- Substrate texture affects Product adhesion and application ease.
 - Unless the substrate is very smooth, its texture may be visible through the Product.
 - Compounds used to smooth a textured substrate permanently change that substrate.
 - Product removal may damage the substrate or its finish.
- Application surface conditions affect Product adhesion.
 - Ensure that the existing paint, surface finish, or wall covering has an excellent bond to the substrate area where the Product will be applied.
 - Repair, prime, and paint the substrate as needed.
 - An adhesion promoter may be required.
- Human and environmental conditions:
 - Application temperature in recommended range
 - Unsealed substrates in front of water sources
 - People or equipment that will be in contact with the Product
- The Product may contain a splice. Splice locations are marked with tabs along the edge of the Product. The installer will need to determine the impact of a splice and work around it to make the best use of the material layout.

Factors Affecting Performance Life

The actual performance life of the Product is affected by:

- The selection, condition, and preparation of the application surface.
- The application surface texture.
- Application technique.
- The angle and direction of sun exposure.
- Environmental conditions.
- Cleaning or maintenance methods.

Considerations for Design Selection by Product Series

See the [3M™ DI-NOC™ Architectural Finishes Technical Data Sheet](#) for information on the Product Series for the selected design. See the [3M™ DI-NOC™ Architectural Finishes Installation Guide](#) for additional installation information.

Application and Removal Guidelines

The values in these tables are typical and are based on test data deemed reliable, but they are not warranted. See the [3M™ DI-NOC™ Architectural Finishes Installation Guide](#) for additional information.

Characteristic	Value
Application Surface Type	Smooth, flat, hard, non-porous (sealed) vertical surfaces except for 3-dimensional surfaces and deep channels.
Application Location	Exterior
Application Temperature	54°F to 100°F (12°C to 38°C) air and application surface
Application Method	Dry application
Product Removal	Heat at 176°F to 212°F (80°C to 100°C)

Adhesion Compatibility with Application Surfaces

3M™ DI-NOC™ EX Series for exteriors is recommended for applications on metal and other smooth, non-porous surfaces listed in the table below. Some exterior surfaces are textured or porous, and the adhesive may not have enough contact area to adhere properly. Contact your local 3M Commercial Solutions application engineer or technical service engineer with any questions about the suitability of a surface.

The following table contains peel adhesion information for the Product peeled from various surfaces. A number of surfaces have acceptable adhesion without the use of adhesion promoters. Examples of adhesion promoters successfully increasing adhesion on certain surfaces are presented. Surfaces vary widely, so adhesion should be assessed for each substrate. Some surfaces are porous and must be sealed before applying DI-NOC™ to prevent outgassing of the surface over time.

Test specimens were applied to the substrate and conditioned at 68°F (20°C) for 48 hours, then peel tested at 180 degrees at a tensile speed of 12 in. (300 mm) per minute.

Substrate	Application Surface	Adhesion Promoter	
		No Adhesion Promoter lbs/in. (N/ 25mm)	3M™ Tape Primer 94 (solvent-based) lbs/in. (N/25mm)
Metals	Anodized Aluminum	● 8 (36)	● 9 (40)
	Colored Aluminum	● 7 (31)	● 9 (40)
	Painted Aluminum	● 8 (36)	● 10 (44)
	Aluminum Composite Panel	● 8 (36)	● 8 (36)
	Galvanized Steel	● 9 (40)	● 8 (36)
	Painted Steel	● 8 (36)	● 8 (36)
DI-NOC™ EX Film (overlap) ¹		● 5 (22) ¹	● 9 (40)

● Acceptable adhesion

○ Adhesion failure

¹ - If DI-NOC™ overlaps seams, use 3M™ Tape Primer 94 adhesion promoter.

Processing Options

Processing of the Product is on a user test-and-approve basis only. The user is responsible for the results of all processing applications.

Printing

The Products are not designed for surface printing and have various surface textures. Printing is on a user test-and-approve basis only. No warranty is made for the quality or durability of printed Product.

Cutting

Electronic cutting, weeding, and application tape usage with the Product is on a user test-and-approve basis only. The user should consider the following: (1) the Product's liner is not intended for electronic cutting; (2) there is currently no recommended application tape that adheres properly to the face of the Product to hold cut shapes in place.

Shelf Life and Storage

Shelf Life

Apply the Product within two years of the date of purchase. The storage conditions specified in this document must be maintained to preserve a full shelf life.

Storage Conditions

- 40°F to 90°F (4°C to 32°C)
- Away from direct sunlight and high humidity
- Clean, dry area
- Original container with end caps, in the plastic sleeve, stored horizontally, a maximum of six cartons high
- Bring the Product to room temperature before application

Cleaning and Maintenance

Regular cleaning helps maintain the appearance of the finish. Use mild detergent, water, and a soft cloth or sponge without abrasives. For difficult stains, spot clean with an isopropyl alcohol (IPA) solution and a soft cloth. Avoid using strong solvents or detergents that are either highly alkaline (pH>11) or highly acidic (pH<3). Do not use ammonia, chlorine, strong organic-based cleaning products, polishing or cleaning compounds, hard-bristle brushes, or electric polishing equipment. Use only clean, nick-free tools and wipe gently.

Problem	Solution
Dust and Grit	Wipe with a soft, damp cloth.
Soiled (but not gritty)	Use water and a soft cloth.
Heavily Soiled	Clean first using a solution of mild liquid detergent and water, then use clear water. Wipe gently with a soft cloth.
Difficult Stains	Spot clean with a mixture of 70% IPA and 30% water.

Type of Surface Damage	Cause of Surface Damage	Method to Reduce Visibility
Mar	Dragging an item, such as a colored briefcase, across the film, leaving a deposit of color on the surface.	Rub with a soft cloth and warm soapy water to remove the mar.
Indentation	Pressure on the film surface which doesn't break the surface, such as pressure from a chair.	Carefully heat the indentation with a heat gun, allowing the film surface to rebound and reduce the indentation's visibility.
Scratch	Breaking the film's surface layer, such as by dragging a sharp rivet from a purse, leaving a whitish scratch on the surface.	Rub with a surface restorer such as 3M™ Marine Vinyl Cleaner & Restorer to reduce the visibility of scratches.
Gouge	Breaking through the entire film, such as from a severe impact from sharp chairs or carts.	Repair the film by cutting out the damaged film and replacing it with the same pattern of film, or remove and replace the entire film panel.

Health and Safety

CAUTION

When handling any chemical products, read the manufacturers' container labels and the safety data sheets (SDS) for important health, safety, and environmental information. To obtain SDS for 3M products go to [3M.com/SDS](https://www.3m.com/SDS). To request SDS by mail, or in case of an urgent situation, call 1-800-364-3577 or 1-651-737-6501.

When using any equipment, always follow the manufacturer's instructions for safe operation.

WARNING

To reduce the risks of personal injury and/or property damage associated with glass breakage:

A glass surface covered by a film with areas of high opacity or dark-colored ink will absorb more heat than other glass surfaces when exposed to sunlight. Heat absorption can create thermal expansion that could result in glass breakage or cracking. Do not use a film with areas of high opacity or dark-colored ink on glass surfaces with significant exposure to sunlight.

LEEDv4 CREDITS

This section describes some of the options for acquiring LEED credits using 3M™ DI-NOC™ EX Series Architectural Finishes.

NOTE: Each application is different. It is the sole responsibility of the end user to evaluate and determine whether LEED credits are applicable.

ID+C, BD+C MR Credit, Construction and Demolition Waste Management

- Option 2: The Products can be used to refinish exterior surfaces minimizing overall construction waste.

BD+C MR Credit, Building Life-Cycle Impact Reduction

- Option 3: Building and Material Reuse - The Products can be used to refinish exterior surfaces.

O+M MR Credit, Purchasing - Facility Maintenance and Renovation

- The Products can be used to refinish exterior surfaces.

BUILDING PRODUCT DISCLOSURE AND OPTIMIZATION INFORMATION

Environmental Product Declaration (EPD) or Life Cycle Analysis (LCA)

EPD and/or LCA information is not available.

Raw Material Source and Extraction Reporting

Raw material source and extraction information for these Products is 3M confidential and is therefore not available.

Extended producer responsibility

Take-back or recycling programs for these Products are not available.

Bio-based materials

The Products have not been tested to ASTM D6866.

Wood products

The Products do not contain wood-based materials.

Materials reuse

The Products can be used to refinish salvaged, refurbished, or reused materials.

Recycled content

The Products do not contain pre- or post-consumer recycled content.

Material Ingredient Reporting

Product ingredient information for these Products is 3M confidential and is therefore not available.

GreenScreen Benchmark or Cradle to Cradle Certification

Assessment or certification is not available on these Products.

REACH Optimization

REACH Substance of Very High Concern certifications are available on [3M.com/Regs](https://www.3m.com/Regs) (US) or [3M.com/SVHC](https://www.3m.com/SVHC) (Europe).

Product Manufacture Supply Chain Optimization

Based on our analysis, 3M meets the process and safety requirements as outlined in the criteria.

Location Valuation Factor

Based on supply chain, these Products would not meet location valuation factor requirements of being extracted, manufactured, and purchased within 100 miles.

General Emissions Evaluation

The Products have not been tested to the General Emissions Evaluation (California Department of Public Health (CDPH) Standard Method V1.1-2010 or V1.2-2017).

Warranty Information

Product

3M™ DI-NOC™ EX Series Architectural Finishes (the “Products”) are decorative films for use in vertical or non-vertical exterior applications on commercial buildings (“Exterior Applications”).

Limited Warranty

- For Products used in Exterior Applications in the United States, 3M makes the following warranty (the “3M Limited Warranty”) for the applicable time period stated below (“Warranty Period”), which will begin on the product installation date.

Application	Stocked Patterns	Special Order Patterns	Geographic Location	Warranty Period	
Vertical ¹ , Exterior Applications ²	ME-001EX ME-004EX	CH-1629EX <hr/> ME-904EX <hr/> PA-036EX PA-046EX PA-175EX PA-180EX PA-320EX	PS-027EX PS-281EX PS-1437EX PS-031 EX PS-665EX PS-1438EX PS-042EX PS-668EX PS-1441EX PS-048EX PS-719EX PS-1446EX PS-073EX PS-952EX PS-1448EX PS-075EX PS-954EX PS-091EX PS-955EX WG-659EX PS-093EX PS-971EX WG-857EX PS-096EX PS-975EX PS-112EX PS-982EX PS-151EX PS-1184EX	U. S. Desert Southwest ³ <hr/> United States ⁴	3 years <hr/> 5 years
	AE-1632EX PS-090EX AE-1634EX PS-957EX FW-643EX PS-959EX FW-1129EX PS-976EX FW7006EX AE-1635EX ST-736EX <hr/> PA-038EX WG-960EX PA-039EX WG-1140EX PA-181EX WG-1143EX PA-187EX PA-390EX	FW-886EX WG-831EX FA-690EX PS-022EX FW-1130HEX WG-964EX PS-034EX FW-1331EX WG-1196EX PS-116EX WG-1812EX PS-885EX WG-1815EX ME-431EX PS-949EX PA-185EX PS-950EX PS-1010EX PS-1442EX	U. S. Desert Southwest ³ <hr/> United States ⁴	4 years <hr/> 7 years	
	FA-1530EX LE-703EX FW-233EX ME-002EX FW-236EX ME-003EX FW-324EX ME-007EX FW-330EX PA-389EX FW-522EX ST-442EX FW-609HEX FW-618EX FW-625EX WG-657EX FW-627EX WG-695EX FW-640EX WG-1044EX FW-650EX WG-1144EX FW-651EX WG-1144EX FW-887EX WG-7024EX FW-1022EX FW-1023EX FW-1113EX FW-1122EX FW-1123EX FW-1124EX FW-1214EX FW-1801EX FW1805EX FW-7008EX FW-7011EX	FW-232EX FW-1037EX WG-629EX FA-592EX FW-240EX FW-1039HEX WG-664EX FA-688EX FW-332EX FW-1040HEX WG-693EX FW-334EX FW-1121HEX WG-697EX LE-783EX FW-338EX FW-1126EX WG-865EX FW-606HEX FW-1133EX WG-940EX FW-607HEX FW-1134EX WG-941EX PS-074EX FW-608HEX FW-1137EX WG-943EX PS-107EX FW-619EX FW-7009EX WG-962EX PS-110EX FW-641EX FW-7013EX WG-1050EX PS-292EX FW-655EX FW-7014EX WG-1057EX PS-293EX FW-677EX FW-7015EX WG-1063EX PS-294EX FW-1036EX FW-7016EX WG-1066EX PS-504EX WG-417EX WG-1070EX PS-948EX WG-428EX WG-1142EX PS-992EX WG-1147EX PS-1005EX WG-1814EX PS-1183EX WG-1818EX PS-1439EX WG-7022EX PS-1440EX WG-7023EX PS-1444EX WG-7029EX PS-1447EX	U. S. Desert Southwest ³ <hr/> United States ⁴	6 years <hr/> 10 years	


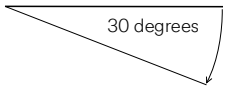
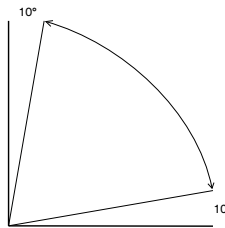
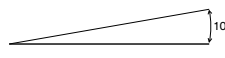
1 - Warranty period is for vertical applications. See Exposure Angles below for warranty adjustments.

2 - Application to exterior glass is not warranted due to risk of glass breakage caused by thermal expansion. Caulking the entire edge of the installed film may help prevent water penetration. Application to exterior glass is on a customer test-and-approve basis.

3 - Any outdoor location primarily in Arizona, New Mexico, and the desert areas of California, Nevada, Utah, and Texas. Contact 3M Technical Service for additional information.

4 - All U.S. states outside of the defined range of the U.S. Desert Southwest.

Exposure Angles and Warranty Period

Exposure Type	Exposure Definition	Diagram	Warranty Period
Vertical	The face of the film is less than 10 degrees from vertical.		Warranty period is 100% of the Vertical Warranty.
Downward or Protected	The face of the film is angled downward less than 30 degrees from horizontal, or is completely protected under an overhanging surface with no exposure to sunlight.		Warranty period is 120% of the Vertical Warranty.
Non-Vertical	The face of the film is greater than 10 degrees from vertical, and greater than 10 degrees from horizontal.		Warranty period is 50% of the Vertical Warranty.
Horizontal	The face of the film is 10 degrees or less from horizontal.		No warranty.

Warranty (continued)

- For a buyer's convenience, 3M may provide engineering or technical information, recommendations, installation instructions or guides, and other information or materials relating to a Product ("Other Product Information"), but 3M makes only the 3M Basic Product Warranty and the 3M Limited Warranty, and does not warrant any Other Product Information.
- 3M has no obligation under the 3M Basic Product Warranty or the 3M Limited Warranty as to Product that has been: (a) modified, altered or processed in any manner; (b) stored, applied, installed, or used in a manner other than that 3M recommends in this document and in all Other Product Information; (c) damaged through contact with a person or thing, misuse, accident, neglect, or other action by anyone other than 3M; (d) improperly installed, including, without limitation, installation after the expiration the Product's shelf life or installation without proper surface preparation, (e) exposed to excessive heat, humidity, dirt or UV light, or (f) installed on a glass application surface or in a non-vertical application.
- EXCEPT TO THE EXTENT PROHIBITED BY APPLICABLE LAW, THE 3M BASIC PRODUCT WARRANTY AND THE 3M LIMITED WARRANTY ARE MADE IN LIEU OF ALL OTHER WARRANTIES, RIGHTS OR CONDITIONS, EXPRESS OR IMPLIED, INCLUDING, BUT NOT LIMITED TO, ANY IMPLIED WARRANTY OF MERCHANTABILITY, SATISFACTORY QUALITY, FITNESS FOR A PARTICULAR PURPOSE AND THOSE ARISING FROM A COURSE OF DEALING, CUSTOM OR USAGE OF TRADE. THE BUYER IS RESPONSIBLE FOR DETERMINING IF A PRODUCT IS SUITABLE FOR ITS PARTICULAR PURPOSE AND APPLICATION METHODS.

3M must receive any 3M warranty claim in writing no later than 10 business days after (a) the end of the applicable Warranty Period or (b) the discovery of the 3M warranty claim, whichever is earlier.

Technical Information

The technical information, guidance, and other statements contained in this document or otherwise provided by 3M are based upon records, tests, or experience that 3M believes to be reliable, but the accuracy, completeness, and representative nature of such information is not guaranteed. Such information is intended for people with knowledge and technical skills sufficient to assess and apply their own informed judgment to the information. No license under any 3M or third party intellectual property rights is granted or implied with this information.

Product Selection and Use

Many factors beyond 3M's control and uniquely within user's knowledge and control can affect the use and performance of a 3M product in a particular application. Customer is solely responsible for evaluating the product and determining whether it is appropriate and suitable for customer's application, including conducting a workplace hazard assessment, reviewing all applicable regulations and standards, and reviewing the product label and use instructions. Failure to properly evaluate, select, and use a 3M product in accordance with instructions or to meet all applicable safety regulations may result in injury, sickness, death, and/or harm to property.

Warranty, Limited Remedy, and Disclaimer

Unless a different warranty is specifically stated on the applicable 3M product packaging or product literature (in which case such warranty governs), 3M warrants that each 3M product meets the applicable 3M product specification at the time 3M ships the product. 3M MAKES NO OTHER WARRANTIES OR CONDITIONS, EXPRESS OR IMPLIED, INCLUDING, BUT NOT LIMITED TO, ANY IMPLIED WARRANTY OR CONDITION OF MERCHANTABILITY, FITNESS FOR A PARTICULAR PURPOSE, OR ARISING OUT OF A COURSE OF DEALING, CUSTOM, OR USAGE OF TRADE. If a 3M product does not conform to this warranty, the sole and exclusive remedy is, at 3M's option, replacement of the 3M product or refund of the purchase price.

Limitation of Liability

Except for the limited remedy stated above, and except to the extent prohibited by law, 3M will not be liable for any loss or damage arising from or related to the 3M product, whether direct, indirect, special, incidental, or consequential (including, but not limited to, lost profits or business opportunity), regardless of the legal or equitable theory asserted, including, but not limited to, warranty, contract, negligence, or strict liability.

Commercial Solutions

3M Center, Building 220-12E-04
St. Paul, MN 55144

1-888-650-3497
3M.com/AMD

© 3M 2022. All rights reserved.

3M, Comply, and DI-NOC are trademarks of 3M. Used under license in Canada.
All other trademarks are property of their respective owners.
Revision J, September 2022 Please recycle.

