


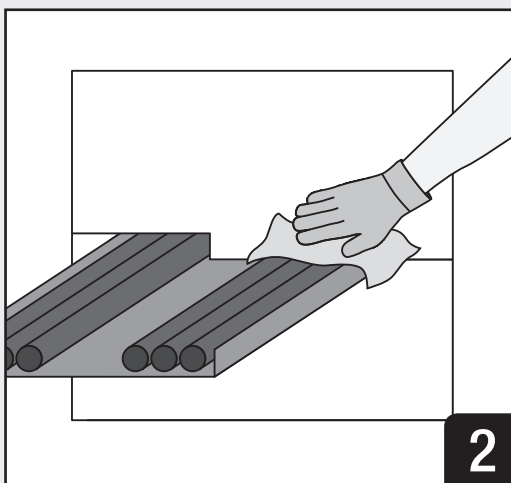
Installation Guide

August 2015

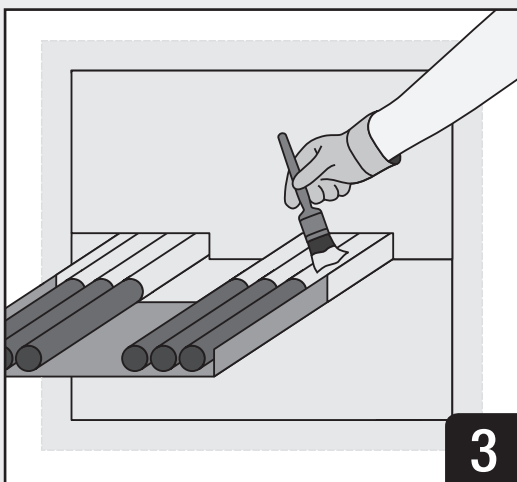
3M™ FireDam™ 2000 Coating



1
Remove lid from pail. If necessary, stir 3M™ FireDam™ 2000 Coating. Dilute with water to adjust viscosity for spray applications.



2
Ensure areas to be coated are clean and dry.



3
Apply coating with brush, trowel or spray as desired to a minimum of 3mm wet thickness.*

*Allow 2–8 hours of drying time depending on thickness of coating, humidity and temperature.

Installation Guide

This installation guide highlights requirements for 3M™ FireDam™ 2000 Coating for firestopping general through-penetration applications. This guide is intended only to highlight general steps or methods and is not intended to describe all details and requirements. System specifications should comply with local and federal regulations. Examples of system specifiers include UL, Intertek, and European Technical Approvals and Assessments. Installer should confirm that the field conditions (such as opening size, pipe size and material, insulation type and thickness, and annular space) comply with the system specifications.

Repair Procedure in Case of Damage

Damaged seals shall be removed and replaced.

Precautionary Information

Refer to product label and Safety Data Sheet for health and safety information before using the product.
For information please contact your local 3M Office. www.3M.com/SDS

Important Notice to User:

Technical Information: The technical information, recommendations and other statements contained in this document are based upon tests or experience that 3M believes are reliable, but the accuracy or completeness of such information is not guaranteed.

Product Use: Many factors beyond 3M's control and uniquely within user's knowledge and control can affect the use and performance of a 3M product in a particular application. Given the variety of factors that can affect the use and performance of a 3M product, user is solely responsible for evaluating the 3M product and determining whether it is fit for a particular purpose and suitable for user's method of application.

Warranty and Limited Remedy: 3M warrants that each 3M Fire Protection Product will be free from defects in material and manufacture for 90 days from the date of purchase from 3M's authorized distributor. 3M MAKES NO OTHER EXPRESS OR IMPLIED WARRANTIES, INCLUDING ANY IMPLIED WARRANTY OF MERCHANTABILITY OR FITNESS FOR A PARTICULAR PURPOSE. If a 3M product does not conform to this warranty, the sole and exclusive remedy is, at 3M's option, replacement of the 3M product or refund of the purchase price.

Limitation of Liability: Except where prohibited by law, 3M will not be liable for any loss or damage arising from the 3M product, whether direct, indirect, special, incidental or consequential, regardless of the legal theory asserted.



3M Industrial Adhesives and Tapes Division

3M Center, Building 225-3S-06
St. Paul, MN 55144-1000
1-800-328-1687
www.3M.com/firestop

3M and FireDam are trademarks of 3M Company. © 3M 2015. All rights reserved.