

Inlays or Onlays

Implants

Clear Aligners



PRODUCT SELECTOR

See product Instructions for Use for complete information.

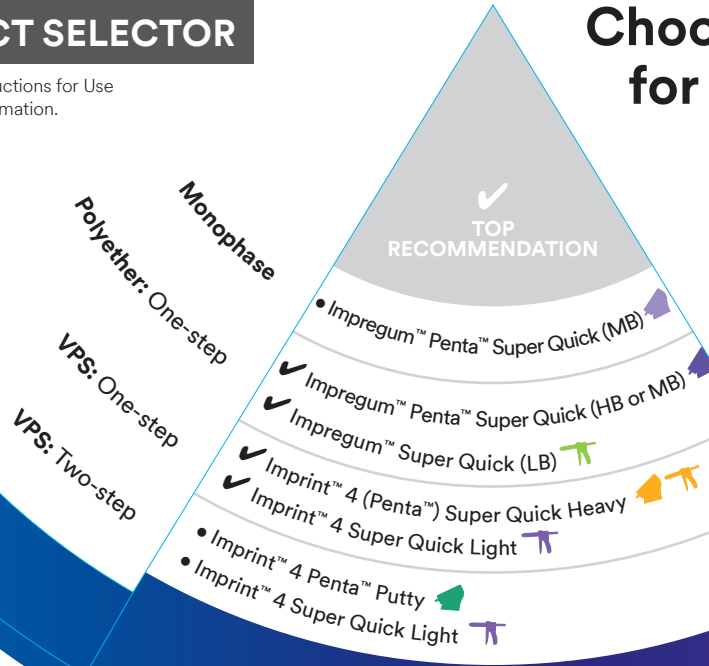
Choose our best options for your procedure



Edentulous Cases

Larger Reconstruction

1-2 Unit Restorations



Monophase

Polyether: One-step

VPS: One-step

VPS: Two-step

Inlays or Onlays

- Imprint™ 4 Super Quick Light
- Imprint™ 4 Super Quick Light
- Imprint™ 4 (Penta™) Super Quick Heavy
- Imprint™ Super Quick (LB)
- Impregum™ Super Quick (HB or MB)
- Impregum™ Penta™ Super Quick (MB)

Implants

- Impregum™ Penta™ Super Quick (HB or MB)
- Impregum™ Penta™ Super Quick (LB)
- Impregum™ Penta™ Soft (HB)
- Impregum™ Penta™ Soft (LB)
- Impregum™ Penta™ Super Quick (HB or MB)
- Impregum™ Penta™ Super Quick (LB)
- Impregum™ Penta™ Soft (HB)
- Impregum™ Penta™ Soft (LB)

Clear Aligners

- Imprint™ 4 (Penta™) Heavy
- Imprint™ 4 (Penta™) Light
- Imprint™ 4 Light
- Imprint™ 4 Light
- Imprint™ 4 Light
- Imprint™ 4 Light

Larger Reconstruction

- Impregum™ Penta™ Soft (MB)
- Impregum™ Penta™ Soft (HB)
- Impregum™ Soft (LB)
- Impregum™ Heavy
- Imprint™ 4 (Penta™) Heavy
- Imprint™ 4 Light
- Imprint™ 4 Penta™ Putty
- Imprint™ 4 Light

1-2 Unit Restorations

- Impregum™ Penta™ Super Quick (MB)
- Impregum™ Penta™ Super Quick (HB or MB)
- Impregum™ Super Quick (LB)
- Imprint™ 4 (Penta™) Super Quick Heavy
- Imprint™ 4 Super Quick Light
- Imprint™ 4 Penta™ Putty
- Imprint™ 4 Super Quick Light

Edentulous Cases

- Impregum™ Penta™ Soft (MB)

TOP RECOMMENDATION

TOP RECOMMENDATION

TOP RECOMMENDATION

TOP RECOMMENDATION

TOP RECOMMENDATION

TOP RECOMMENDATION

3M™ Imprint™ 4 Penta™ Putty
VPS Impression Material

3M™ Imprint™ 4
VPS Impression Material

3M™ Impregum™ Super Quick
Polyether Impression Material



3M's family of impression materials

3M, Impregum, Imprint and Penta are trademarks of 3M
or 3M Deutschland GmbH. Used under license in Canada.
© 3M 2018. All rights reserved. 70-2013-0736-3



3M Science.
Applied to Life.™

Impregum™ Penta™ (MB)
Working/Setting Time: 1:45/4:15*

*Setting time from start of mixing 6:00 min.

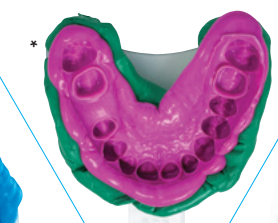
3M™ Impregum™ Penta™
Polyether Impression Material

3M™ Imprint™ 4 Super Quick
VPS Impression Material

3M™ Impregum™ Soft
Polyether Impression Material

3M™ Imprint™ 4 Penta™ Putty
VPS Impression Material

Imprint™ 4 Penta™ Putty
Working/Setting Time: 1:30/2:30
* Shown with Imprint™ 4 Light

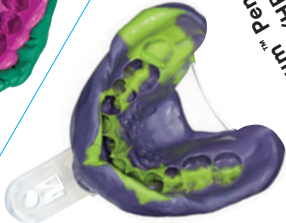


Imprint™ 4 (Penta™) Heavy
Working/Setting Time: 2:00/2:00
Imprint™ 4 Regular
Working/Setting Time: 1:00/2:00
Imprint™ 4 Light
Working/Setting Time: 1:00/2:00



3M™ Impregum™ Super Quick
Polyether Impression Material

Impregum™ Super Quick (LB)
Working/Setting Time: 0:45/2:00
Impregum™ Super Quick (MB)
Working/Setting Time: 0:45/2:00
Impregum™ Penta™ Super Quick (HB)
Working/Setting Time: 0:45/2:00

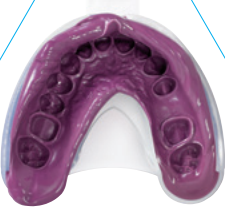


3M™ Impregum™ Soft
Polyether Impression Material

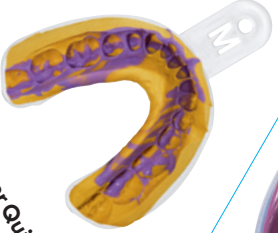
Impregum™ Penta™ Soft (HB)
Working/Setting Time: 1:45/4:15*
Impregum™ Penta™ Soft (MB)
Working/Setting Time: 1:45/4:15*
Impregum™ Penta™ Soft (LB)
Working/Setting Time: 1:45/4:15*



Impregum™ Penta™ (MB)
Working/Setting Time: 1:45/4:15*



Imprint™ 4 (Penta™) Super Quick Heavy
Working/Setting Time: 1:15/1:15
Imprint™ 4 Super Quick Regular
Working/Setting Time: 0:35/1:15
Imprint™ 4 Super Quick Light
Working/Setting Time: 0:35/1:15



*Setting time from start of mixing 6:00 min.

3M™ Impregum™ Penta™
Polyether Impression Material

3M™ Imprint™ 4
VPS Impression Material

3M™ Imprint™ 4 Super Quick
VPS Impression Material