

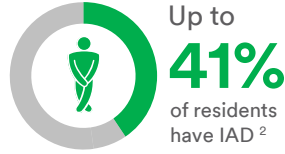
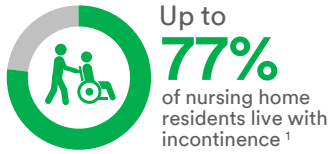
IAD in LTC

Incontinence-Associated Dermatitis (IAD)

Moving Prevention Forward

Do you have a program that effectively reduces the risk of skin damage?

1 KNOW the Prevalence/Incidence of incontinence and IAD in your care setting



2 RECOGNIZE the Impact IAD has on a resident's quality of life


What is IAD?

Incontinence-associated dermatitis describes the skin damage associated with exposure to urine or stool. It causes considerable discomfort and can be difficult, time consuming and expensive to treat.³

Residents are at the center of this condition. IAD can cause discomfort, pain, burning or itching in the affected areas.

Other issues IAD can cause include:

- ▶ Undue burden of care
- ▶ Loss of independence
- ▶ Disruption in activities
- ▶ Sleep disturbance
- ▶ Reduced quality of life



Assessing the Skin

All residents with urinary and/or fecal incontinence should have their skin assessed regularly to check for signs of IAD. Adopt a categorization tool to consistently document skin injury.⁶

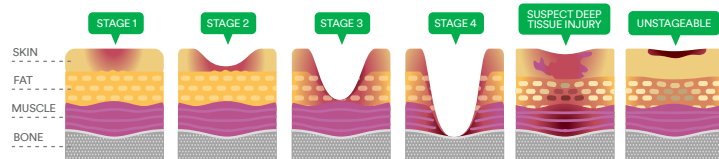
AT RISK	MILD	MODERATE-SEVERE
No redness and skin intact Skin is normal as compared to rest of body (no signs of IAD)**	Category 1 – Red* but skin intact Erythema** +/- edema**	Category 2 – Red* with skin breakdown +/- vesicles/bullae/skin erosion** +/- denudation of skin** +/- skin infection** +/- edema**

* Or paler, darker, purple, dark red or yellow in resident with darker skin tones. ** If the resident is not incontinent, the condition is not IAD.

Pressure Ulcers

Incontinence is a well-recognized risk factor for the development of pressure ulcers^{4,5,6} which can cause residents suffering and increase the costs of health care.

Prevention of avoidable pressure ulcers and IAD is a clear indicator of the quality of patient care.



3 UNDERSTAND how IAD can Impact total cost of care



4 SEE the Cost Benefits of implementing a structured skin care regimen

Two Key Pathways for Prevention and Management of IAD⁶

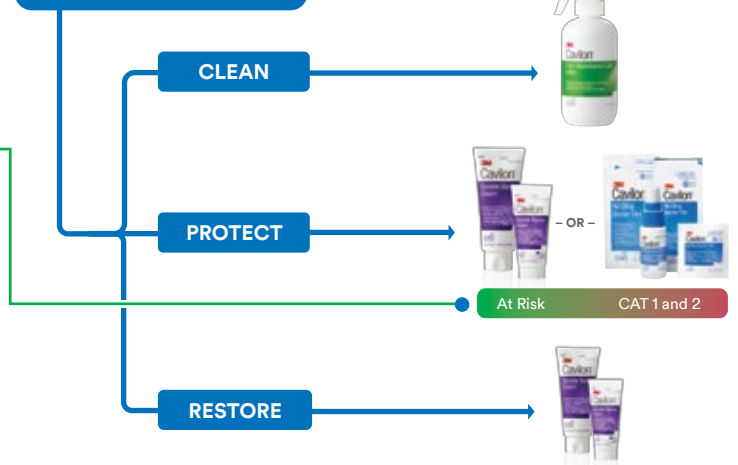
ONE

Manage Incontinence

- Assess and treat reversible causes
- Optimize nutrition, fluid management and toileting techniques
- Implement pressure ulcer prevention plan

TWO

Implement a structured skin care regimen



5 SHOW Impact of Implementing an IAD prevention protocol⁶

Use case studies/
observational findings

Present data
on IAD prevalence

Analyze cost data
to show cost savings

REFERENCES:


- 1) Offermans MP, Du Moulin MF, Hamers JP, Dassen T, Halfens RJ. Prevalence of urinary incontinence and associated risk factors in nursing home residents: a systematic review. *Neurol Urology*. 2009; 28(4):288-94
- 2) Nix D, Haugen V (2010) Prevention and management of incontinence-associated dermatitis. *Drugs Aging* 27(6): 491-6.
- 3) Doughty D, Junkin J, Kurz P et al. Incontinence-associated dermatitis: Consensus statements, evidence-based guidelines for prevention and treatment, and current challenges. *J WOCN* 2012; 39(3): 303-15
- 4) Beeckman D, Van Lancker A, Van Hecke A, Verhaeghe S. A systematic review and meta-analysis of incontinence-associated dermatitis, incontinence, and moisture as risk factors for pressure ulcer development. *Res Nurse Health* 2014; 37: 204-18.
- 5) National Pressure Ulcer Advisory Panel, European Pressure Ulcer Advisory Panel and Pan Pacific Pressure Injury Alliance. *Prevention and Treatment of Pressure Ulcers: Quick Reference Guide*. Emily Haesler (Ed.), Cambridge Media: Osborne Park, Western Australia; 2014.
- 6) Beeckman D et al. Proceedings of the Global IAD Expert Panel. *Incontinence-associated dermatitis: moving prevention forward*. *Wounds International* 2015.
- 7) Reddy M, Gill SS, Rochon PA. Preventing pressure ulcers: A systematic review. *JAMA*. 2006; 296(8):974-984.



Critical & Chronic Care
Solutions Division
3M Healthcare
2510 Conway Avenue
St. Paul, MN 55144 USA
1-800-228-3957
3M.com/CAVILON

3M and Cavilon are trademarks of 3M.
Please recycle. Printed in U.S.A.
© 3M 2015, 6/2015
All rights reserved.
70-2011-5689-3

Visit 3M.com/Cavilon to learn more about IAD and access:



Moving Prevention Forward

Incontinence-Associated Dermatitis Best Practice Principles

IAD Video Series



Sizzle Reel: IAD Best Practice Principle Overview



Symposium Video: An Overview



Expert Videos: Document In-Depth



Cavilon™ Solution Video

3M™ Cavilon™ Professional Skin Care Products

Cleanse/ Moisturize	Cat No.	Product	Size	Items/Box	Boxes/Case	HCPCS Code
	3380	3M™ Cavilon™ No-Rinse Skin Cleanser	8 oz. bottle	12	1	A6250
Cleanse/ Moisturize/ Protect	Cat No.	Product	Size	Items/Box	Boxes/Case	HCPCS Code
	3383	3M™ Cavilon™ 3-in-1 Incontinence Care Lotion	8 oz. bottle	12	1	A6250
Protect	Cat No.	Product	Size	Items/Box	Boxes/Case	HCPCS Code
	3345	3M™ Cavilon™ No Sting Barrier Film	3 mL wand	25	4	A6250
	3346	3M™ Cavilon™ No Sting Barrier Film	28 mL bottle	12	1	A6250
Protect/ Restore	Cat No.	Product	Size	Items/Box	Boxes/Case	HCPCS Code
	3353	3M™ Cavilon™ Durable Barrier Cream Fragrance Free	2g sachet	20	12	A6250
	3354	3M™ Cavilon™ Durable Barrier Cream Fragrance Free	1.0 oz. tube	48	1	A6250
	3355	3M™ Cavilon™ Durable Barrier Cream Fragrance Free	3.25 oz tube	12	1	A6250
Moisturize	Cat No.	Product	Size	Items/Box	Boxes/Case	HCPCS Code
	3386	3M™ Cavilon™ Extra Dry Skin Cream	4 oz. tube	12	1	A6250
	9205	3M™ Cavilon™ Moisturizing Hand Lotion	16 oz. bottle	12	1	A6250
	9215	3M™ Cavilon™ Moisturizing Hand Lotion	2 oz. personal size bottle	48	1	A6250
Treat*	Cat No.	Product	Size	Items/Box	Boxes/Case	HCPCS Code
	3389	3M™ Cavilon™ Antifungal Cream	2 oz. tube	12	1	A6250
	3390	3M™ Cavilon™ Antifungal Cream	5 oz. tube	12	1	A6250

*For treatment of superficial skin infections caused by yeast (*Candida albicans*)

Disclaimer: HCPCS codes have been provided to assist you in the preparation of insurance claims. Please note, however, that the reimbursement information provided by 3M Health Care and its representatives is intended to provide general information relevant to coverage and coding for 3M products. Insurers' reimbursement policies can vary and the use of the codes discussed here does not guarantee that an insurer will cover or pay at any particular level. Health care providers should exercise independent clinical judgment in choosing the codes which most accurately describe the products provided.

To learn more or to place an order, please contact your 3M Health Care Representative at 1-800-228-3957 or visit 3M.com/Cavilon