






Paint Finish Small Area Process		
1		<p>Initial Defect Removal</p> <p>DA sand the repair area with a 3 in. grade 1500/2000 3M™ Hookit™ Purple Finishing Film Disc. Wipe panel clean.</p>
2		<p>Scratch Refinement</p> <p>Refine the grade 1500/2000 scratches with a DA and a 3 in. grade 3000 3M™ Trizact™ Hookit™ Foam Disc used damp with a soft interface pad. To thoroughly remove previous scratches go over each area 4- 6 times. Wipe panel clean.</p>
3		<p>Compound</p> <p>Compound the repair area with a 3 in. polisher. Use a 4 in. wool or foam compounding pad with 3M™ Perfect-It™ EX AC Rubbing Compound. To insure all sand scratches have been removed, inspect the surface with 3M™ Inspection Spray and wipe with a yellow microfiber cloth.</p>
4		<p>Polish</p> <p>Polish the repair area with a 3 in. polisher. Use a 4 in. foam polishing pad with 3M™ Perfect-It™ EX Machine Polish. Wipe clean with a yellow microfiber cloth.</p>
5		<p>Ultrafine Machine Polish</p> <p>Polish the repair area with a 3 in. polisher. Use a 4 in. ultrafine foam polishing pad with 3M™ Perfect-It™ EX Ultrafine Machine Polish. Wipe clean with a yellow microfiber cloth.</p>
6		<p>Final Detail</p> <p>Clean residual material from adjacent panels and door jamb areas. Cleaning immediately after the repair will greatly improve the ease of clean-up. Inspect the surface using the 3M™ SUN GUN™ II.</p>

Visit 3MCollision.com for more SOPs and videos

Product List	
3M™ Hookit™ Purple Finishing Film Disc, 3 in., grade P1500, PN 30367; grade P2000, PN 30366	
3M™ Hookit™ Soft Interface Pad, 3 in., PN 05771	
3M™ Trizact™ Hookit™ Foam Disc, 3 in., grade 3000, PN 02087	
3M™ Perfect-It™ EX AC Rubbing Compound, 1qt., PN 36060	
3M™ Perfect-It™ Low Lint Wool Compounding Pad, 4 in., PN 30040	
3M™ Perfect-It™ Foam Compounding Pad, Single Sided with Inset, Hookit™ attachment, 4 in., PN 30041	
3M™ Perfect-It™ EX Machine Polish, 1qt., PN 06094	
3M™ Perfect-It™ Foam Polishing Pad, Single Sided with Insert, Hookit™ attachment, 4 in., PN 30042	
3M™ Perfect-It™ Detail Cloth, PN 06016	
3M™ Perfect-It™ EX Ultrafine Machine Polish, 1qt., PN 06068	
3M™ Perfect-It™ Ultrafine Foam Polishing Pad, Single Sided with Inset, Hookit™ attachment, 4 in., PN 30043	

Think About Your Health	
3M™ E-A-R™ Skull Screws™ Ear Plug, PN P1300	
3M™ Half Facepiece Respirator, PN 07182	
3M™ Virtua™ Protective Eyewear, PN 11326	

Note: For best results use a process dedicated microfiber cloth.