






Note: Follow paint company recommended procedures for new raw plastic bumpers.

New Primed Bumper Prep		
1		<p>Cleaning</p> <p>Clean part with soap and water, followed by a VOC compliant surface cleaner.</p>
2_A		<p>Surface Prep Hand</p> <p>Sand edges and other hard to reach areas using P400 flexible abrasive sheet until the surface is matte and all sheen has been removed.</p>
2_B		<p>Surface Prep Machine</p> <p>Sand remaining surfaces using P400 flexible abrasives on an orbital sander until the surface is matte and all sheen has been removed.</p>
3		<p>Re-clean</p> <p>Clean bumper surface with soap and water, followed by a VOC compliant surface cleaner.</p>
4		<p>Apply Top Coats</p> <p>Seal and paint bumper following paint company recommendations.</p>

Visit www.3MCollision.com for more SOPs and videos

Product List	
<p>3M™ Car Wash Soap Concentrate, 1 gallon, PN 38377</p>	
<p>3M™ All Purpose Cleaner and Degreaser Concentrate, 1 gallon, PN 38350</p>	
<p>3M™ Flexible Abrasive Hookit™ Sheet, 5.5 in. x 6.8 in., P400, PN 34337</p>	
<p>3M™ Flexible Abrasive Hookit™ Foam Pad, PN 34349</p>	
<p>3M™ Orbital Sander, 3 in. x 4 in. Non-Vacuum, 10,000 RPM, PN 20331</p>	
<p>3M™ Accuspray™ Spray Gun Model HG14 Kit, 1.4mm, PN 16577</p>	

Think About Your Health	
<p>3M™ E-A-R™ Skull Screws™ Ear Plug, PN P1300</p>	
<p>3M™ Half Facepiece Respirator, PN 07182</p>	
<p>3M™ Lexa™ Protective Eyewear, PN 15200</p>	

Individual Product Instruction and Safety Information

For individual product instructions and applicable precautions see product labels and associated literature for the individual product at www.3MCollision.com

For product material safety data sheets see www.3MCollision.com

Technical Information: The technical information, recommendations and other statements contained in this document are based upon tests or experience that 3M believes are reliable, but the accuracy or completeness of such information is not guaranteed.

Product Use: Many factors beyond 3M's control and uniquely within user's knowledge and control can affect the use and performance of a 3M product in a particular application. Given the variety of factors that can affect the use and performance of a 3M product, user is solely responsible for evaluating the 3M product and determining whether it is fit for a particular purpose and suitable for user's method of application.

Warranty, Limited Remedy and Disclaimer: Unless an additional warranty is specifically stated on the applicable 3M product packaging or product literature, 3M warrants that each 3M product meets the applicable 3M product specification at the time 3M ships the product. 3M MAKES NO OTHER WARRANTIES OR CONDITIONS, EXPRESS OR IMPLIED, INCLUDING, BUT NOT LIMITED TO, ANY IMPLIED WARRANTY OR CONDITION OF MERCHANTABILITY OR FITNESS FOR A PARTICULAR PURPOSE OR ANY IMPLIED WARRANTY OR CONDITION ARISING OUT OF A COURSE OF DEALING, CUSTOM OR USAGE OF TRADE. If the 3M product does not conform to this warranty, then the sole and exclusive remedy is, at 3M's option, replacement of the 3M product or refund of the purchase price.

Limitation of Liability: Except where prohibited by law, 3M will not be liable for any loss or damage arising from the 3M product, whether direct, indirect, special, incidental or consequential, regardless of the legal theory asserted, including warranty, contract, negligence or strict liability.



**3M Automotive
Aftermarket Division**
3M Center
Building 223-6N-01
St. Paul, MN 55144-1000
U.S.A.
www.3MCollision.com

Please recycle. Printed in U.S.A.
© 3M 2015. All rights reserved.
(Rev 9/2015)

3M, Accuspray, Body Schutz, Cubitron, E-A-R, Hookit, Lexa, Platinum, PPS, Rocker Gard, Roloc, Scotch, Scotchblok, ScotchBlue, Scotch-Brite, Skull Screws and Trizact are trademarks of 3M Company