





**LASD Replacement (On Body)**

<b>1</b>		<p><b>Pre-Cleaning</b> Pre-wash/clean vehicle prior to disassembly (power wash undercarriage area at repair).</p>
<b>2</b>		<p><b>LASD Removal</b> Remove sound deadening material from affected repair area using a scraper or chisel.</p>
<b>3</b>		<p><b>Surface Prep</b> Scuff surface with a maroon Scotch-Brite™ hand pad. Blow off area with compressed air and clean with APCD.</p>
<b>4</b>		<p><b>Application</b> Mask area and apply seam sealer. Re-create desired appearance and texture of NVH material using tools of the trade (e.g., notched spreaders, brushes, scuff pads, compressed air, etc.). Remove perimeter masking following the tooling process and prior to final cure.</p>

Visit [3MCollision.com](http://3MCollision.com) for more SOPs and videos

**Product List**

Meguiar's® Shampoo Plus, 1gallon, PN D11101



Meguiar's® Citrus Power Cleaner Plus, 1gallon, PN D10701



Scotch-Brite™ Durable Flex Hand Pad, MX-HP, 4-1/2 in. x 9 in., Very Fine, PN 64659



Scotch-Brite™ 7447 PRO Hand Pads, Very Fine, 6 in. x 9 in., PN 64926



3M™ Heavy-Bodyed Seam Sealer, 200mL, PN O8308; 600mL DMS, PN 58308



3M™ Urethane Seam Sealer, PN O8361



3M™ MSP Seam Sealer, PN O8370



3M™ NVH Dampening Material, PN O4274



3M™ Performance Manual Applicator, 200mL, PN O8117



3M™ Dynamic Mixing Applicator — Pneumatic, PN O5846



**Think About Your Health**

3M™ E-A-R™ Skull Screws™ Ear Plug, PN P1300



3M™ Respirator Assembly/Organic Vapor N95 Dual Cartridge, PN O7192



3M™ Virtua™ Protective Eyewear, PN 11326

