






Express Damage Repair		
<b>1</b>		<p><b>Clean the Damaged Area</b></p> <p>Clean the repair area with soap and water, followed by a VOC compliant surface cleaner. Use a recommended VOC compliant surface cleaner.</p>
<b>2</b>		<p><b>Initial Prep Sand</b></p> <p>DA sand the repair using 3 in. grade 180 DA disc, being careful to not sand through the clear coat. Blow off with clean dry air and reclean with a surface cleaner.</p>
<b>3</b>		<p><b>Mix and Apply Glaze</b></p> <p>Mix and apply polyester glaze per manufacturer's recommendation or use the 3M™ Dynamic Mixing System. Cure 15–20 minutes at 75°F.</p>
<b>4</b>		<p><b>Apply Dry Guide Coat</b></p> <p>Apply 3M™ Dry Guide Coat over cured glaze. Re-apply as necessary during sanding process.</p>
<b>5</b>		<p><b>Sand Glaze</b></p> <p>Using a grade 320 abrasive disc/sheet, hand block or DA sand glaze, completely removing 3M™ Dry Guide Coat.</p>
<b>6</b>		<p><b>Final Sand and Inspect</b></p> <p>Blow off repair area and re-apply 3M™ Dry Guide Coat. Finish sanding the repair area and the surrounding area using a 3 in. grade 320 abrasive disc. Inspect the repair for quality.</p>

Visit [3MCollision.com](http://3MCollision.com) for more SOPs and videos

**Product List**

3M™ Cubitron™ II Hookit™  
Clean Sanding Abrasive Disc,  
3 in., grade 180+, PN 31364;  
3 in., grade 320+, PN 31463



3M™ Platinum™ Plus  
Finishing Glaze, 30 oz.  
container, PN 31180



3M™ Platinum™ Glaze  
for DMS, 10.3 oz.  
cartridge, PN 05862



3M™ Dry Guide Coat,  
50 gram applicator kit,  
PN 05861



3M™ Cubitron™ II Hookit™  
Clean Sanding Sheet Roll,  
70mm x 12m, grade 320+,  
PN 34449



3M™ Dynamic Mixing  
Applicator — Pneumatic,  
PN 05846



**Think About Your Health**

3M™ E-A-R™ Skull Screws™  
Ear Plug, PN P1300



3M™ Half Facepiece  
Respirator, PN 07182



3M™ Virtua™ Protective  
Eyewear, PN 11326



## Individual Product Instruction and Safety Information

For individual product instructions and applicable precautions see product labels and associated literature for the individual product at [3MCollision.com](http://3MCollision.com)

For product material safety data sheets see [3MCollision.com](http://3MCollision.com)

**Technical Information:** The technical information, guidance, and other statements contained in this document or otherwise provided by 3M are based upon records, tests, or experience that 3M believes to be reliable, but the accuracy, completeness, and representative nature of such information is not guaranteed. Such information is intended for people with knowledge and technical skills sufficient to assess and apply their own informed judgment to the information. No license under any 3M or third party intellectual property rights is granted or implied with this information.

**Product Selection and Use:** Many factors beyond 3M's control and uniquely within user's knowledge and control can affect the use and performance of a 3M product in a particular application. As a result, customer is solely responsible for evaluating the product and determining whether it is appropriate and suitable for customer's application, including conducting a workplace hazard assessment and reviewing all applicable regulations and standards (e.g., OSHA, ANSI, etc.). Failure to properly evaluate, select, and use a 3M product and appropriate safety products, or to meet all applicable safety regulations, may result in injury, sickness, death, and/or harm to property.

**Warranty, Limited Remedy, and Disclaimer:** Unless a different warranty is specifically stated on the applicable 3M product packaging or product literature (in which case such warranty governs), 3M warrants that each 3M product meets the applicable 3M product specification at the time 3M ships the product. 3M MAKES NO OTHER WARRANTIES OR CONDITIONS, EXPRESS OR IMPLIED, INCLUDING, BUT NOT LIMITED TO, ANY IMPLIED WARRANTY OR CONDITION OF MERCHANTABILITY, FITNESS FOR A PARTICULAR PURPOSE, OR ARISING OUT OF A COURSE OF DEALING, CUSTOM, OR USAGE OF TRADE. If a 3M product does not conform to this warranty, then the sole and exclusive remedy is, at 3M's option, replacement of the 3M product or refund of the purchase price.

**Limitation of Liability:** Except for the limited remedy stated above, and except to the extent prohibited by law, 3M will not be liable for any loss or damage arising from or related to the 3M product, whether direct, indirect, special, incidental, or consequential (including, but not limited to, lost profits or business opportunity), regardless of the legal or equitable theory asserted, including, but not limited to, warranty, contract, negligence, or strict liability.



3M Automotive Aftermarket Division  
3M Center, Building 223-6S-07  
St. Paul, MN 55144-1000  
U.S.A.

3M, Accuspray, Cubitron, E-A-R, Hookit, Perfect-It, Platinum, PPS, Roloc, Scotch, Scotchblok, Scotch-Brite, Skull Screws, SUN GUN, Trizact, Versaflo and Virtua are trademarks of 3M. All other trademarks are property of their respective owners.

Web [3MCollision.com](http://3MCollision.com)

Please recycle. Printed in U.S.A. © 3M 2019. All rights reserved. Rev 7/19. 60-4402-8027-3