













Aluminum Metal Working		Product List
1	 <p>Pre-Cleaning Prewash/clean vehicle prior to disassembly (power wash undercarriage area at repair).</p>	<p>Meguiar's® Shampoo Plus, 1 gallon, PN D11101</p> 
2	 <p>Surface Prep Use a Scotch-Brite™ Roloc™+ Clean and Strip Disc or a Scotch-Brite™ Belt to remove paint/coating in low points of damage in preparation for dent pulling.</p>	<p>Meguiar's® Citrus Power Cleaner Plus, 1 gallon, PN D10701</p>  <p>Scotch-Brite™ Roloc™+ Clean and Strip XT Pro Disc, PN 21552</p>  <p>Scotch-Brite™ Roloc™+ Clean and Strip XT Pro Extra Cut Disc, PN 21555</p> 
3	 <p>Dent Pulling Pull low spots of dent using preferred dent pulling method and equipment. Pulling equipment that allows continued pulling pressure while heating may be necessary to avoid stretching or cracking the aluminum. First in, last out and hammer-off-dolly technique is suggested.</p>	<p>3M™ File Belt Sander, 18 in., PN 33575</p>  <p>Scotch-Brite™ Durable Flex Belt, CRS, PN 64475</p> 
4	 <p>Final Prep Use a grade 80 3M™ Roloc™ Disc to remove remaining studs from dent pulling operation. Caution: Avoid thinning the aluminum.</p>	<p>3M™ Pistol Grip Disc Sander, PN 33577</p>  <p>3M™ Cubitron™ II Roloc™ Fibre Disc, grade 80+, 3 in., PN 33392</p> 
5	 <p>Clean and Inspect Clean with 3M™ All Purpose Cleaner and Degreaser Concentrate. Blow off with clean, dry air. Inspect damage area to determine if additional metal straightening is required before applying body fillers.</p>	<p>3M™ E-A-R™ Skull Screws™ Ear Plug, PN P1300</p>  <p>3M™ Half Facepiece Respirator, PN 07182</p>  <p>3M™ Virtua™ Protective Eyewear, PN 11326</p> 

Visit 3MCollision.com for more SOPs and videos

Note: It will be necessary to apply cavity wax to back side of panel at heat affected areas to restore corrosion protection.

Individual Product Instruction and Safety Information

For individual product instructions and applicable precautions see product labels and associated literature for the individual product at 3MCollision.com

For product material safety data sheets see 3MCollision.com

Technical Information: The technical information, guidance, and other statements contained in this document or otherwise provided by 3M are based upon records, tests, or experience that 3M believes to be reliable, but the accuracy, completeness, and representative nature of such information is not guaranteed. Such information is intended for people with knowledge and technical skills sufficient to assess and apply their own informed judgment to the information. No license under any 3M or third party intellectual property rights is granted or implied with this information.

Product Selection and Use: Many factors beyond 3M's control and uniquely within user's knowledge and control can affect the use and performance of a 3M product in a particular application. As a result, customer is solely responsible for evaluating the product and determining whether it is appropriate and suitable for customer's application, including conducting a workplace hazard assessment and reviewing all applicable regulations and standards (e.g., OSHA, ANSI, etc.). Failure to properly evaluate, select, and use a 3M product and appropriate safety products, or to meet all applicable safety regulations, may result in injury, sickness, death, and/or harm to property.

Warranty, Limited Remedy, and Disclaimer: Unless a different warranty is specifically stated on the applicable 3M product packaging or product literature (in which case such warranty governs), 3M warrants that each 3M product meets the applicable 3M product specification at the time 3M ships the product. 3M MAKES NO OTHER WARRANTIES OR CONDITIONS, EXPRESS OR IMPLIED, INCLUDING, BUT NOT LIMITED TO, ANY IMPLIED WARRANTY OR CONDITION OF MERCHANTABILITY, FITNESS FOR A PARTICULAR PURPOSE, OR ARISING OUT OF A COURSE OF DEALING, CUSTOM, OR USAGE OF TRADE. If a 3M product does not conform to this warranty, then the sole and exclusive remedy is, at 3M's option, replacement of the 3M product or refund of the purchase price.

Limitation of Liability: Except for the limited remedy stated above, and except to the extent prohibited by law, 3M will not be liable for any loss or damage arising from or related to the 3M product, whether direct, indirect, special, incidental, or consequential (including, but not limited to, lost profits or business opportunity), regardless of the legal or equitable theory asserted, including, but not limited to, warranty, contract, negligence, or strict liability.



3M Automotive Aftermarket Division
3M Center, Building 223-6S-07
St. Paul, MN 55144-1000
U.S.A.

3M, Accuspray, Cubitron, E-A-R, Hookit, Platinum, PPS, Rocker Gard, Roloc, Scotch, Scotchblok, Scotch-Brite, Skull Screws, Trizact and Virtua are trademarks of 3M Company. All other trademarks are property of their respective owners.

Web 3MCollision.com

Please recycle. Printed in U.S.A. © 3M 2019. All rights reserved. Rev 7/19.

60-4402-8066-1