








| Small Damage Repair |   |  |
|---------------------|---|--|
| <b>1</b>            |    | <p><b>Pre-Cleaning</b><br/>Pre-wash/clean vehicle prior to disassembly (power wash undercarriage area at repair).</p>  |
| <b>2</b>            |    | <p><b>Initial Prep Sand</b><br/>DA sand the repair area using grade 80, removing paint beyond damage by 2–4 in. Blow off with clean, dry air and re-clean with surface cleaner.</p>  |
| <b>3</b>            |    | <p><b>Mix and Apply Filler</b><br/>Mix and apply filler per manufacturer's recommendation or use the 3M™ Dynamic Mixing System. Keep the body filler within the primer featheredge area. Cure the body filler 15–20 minutes at 75°F.</p>   |
| <b>4</b>            |   | <p><b>Sand Filler</b><br/>Using a hand block, shape sand the body filler with grade 80 abrasive. Apply dry guide coat and finish block sanding with grade 150 abrasive. DA featheredge the repair area with grade 180 abrasive disc. Inspect the repair for quality, if glaze is not required, continue to step seven.</p> |
| <b>5</b>            |  | <p><b>Mix and Apply Glaze</b><br/>Blow off the repair area completely removing sanding dust from the surface. Mix and apply glaze if required per manufacturer's recommendation or if using the 3M™ Dynamic Mixing System. Keep the glaze within the primer featheredge area. Cure glaze for 15–20 minutes at 75°F.</p>    |
| <b>6</b>            |  | <p><b>Sand Glaze</b><br/>Sand polyester glaze with grade 180. Use 3M™ Dry Guide Coat between sanding steps to highlight imperfections.</p>   |
| <b>7</b>            |  | <p><b>Final Sand and Inspect</b><br/>Blow off repair area. Featheredge the surrounding area using grade 180 abrasive. Inspect the repair for quality.</p>  |

Visit [3MCollision.com](http://3MCollision.com) for more SOPs and videos

| Product List  |
|---|
| <p>Meguiar's® Shampoo Plus, 1 gallon, PN D11101</p>    |
| <p>Meguiar's® Citrus Power Cleaner Plus, 1 gallon, PN D10701</p>   |
| <p>3M™ Cubitron™ II Hookit™ Clean Sanding Abrasive Disc, 3 in., grade 80+, PN 31361; 3 in., grade 180+, PN 31364; 6 in., grade 80+, PN 31371; 6 in., grade 180+, PN 31374</p>  |
| <p>3M™ Platinum™ Plus Body Filler, 1 gallon, PN 01131; for DMS, PN 05863</p>   |
| <p>3M™ Platinum™ Select Body Filler, 1 gallon, PN 31131; for DMS, PN 35863</p>   |
| <p>3M™ Dry Guide Coat, 50 gram applicator kit, PN 05861</p>   |
| <p>3M™ Platinum™ Plus Finishing Glaze, 30 oz., PN 31180; for DMS, PN 05862</p>   |
| <p>3M™ Cubitron™ II Hookit™ Clean Sanding Sheet Roll, 70mm x 12m, grade 80+, PN 34442; grade 150+, PN 34445; grade 180+, PN 34446</p>                                        |
| <p>3M™ Dynamic Mixing Applicator — Pneumatic, PN 05846</p>   |

| Think About Your Health  |
|--|
| <p>3M™ E-A-R™ Skull Screws™ Ear Plug, PN P1300</p>  |
| <p>3M™ Half Facepiece Respirator, PN 07182</p>      |
| <p>3M™ Virtua™ Protective Eyewear, PN 11326</p>     |

## Individual Product Instruction and Safety Information

For individual product instructions and applicable precautions see product labels and associated literature for the individual product at [3MCollision.com](http://3MCollision.com)

For product material safety data sheets see [3MCollision.com](http://3MCollision.com)

**Technical Information:** The technical information, guidance, and other statements contained in this document or otherwise provided by 3M are based upon records, tests, or experience that 3M believes to be reliable, but the accuracy, completeness, and representative nature of such information is not guaranteed. Such information is intended for people with knowledge and technical skills sufficient to assess and apply their own informed judgment to the information. No license under any 3M or third party intellectual property rights is granted or implied with this information.

**Product Selection and Use:** Many factors beyond 3M's control and uniquely within user's knowledge and control can affect the use and performance of a 3M product in a particular application. As a result, customer is solely responsible for evaluating the product and determining whether it is appropriate and suitable for customer's application, including conducting a workplace hazard assessment and reviewing all applicable regulations and standards (e.g., OSHA, ANSI, etc.). Failure to properly evaluate, select, and use a 3M product and appropriate safety products, or to meet all applicable safety regulations, may result in injury, sickness, death, and/or harm to property.

**Warranty, Limited Remedy, and Disclaimer:** Unless a different warranty is specifically stated on the applicable 3M product packaging or product literature (in which case such warranty governs), 3M warrants that each 3M product meets the applicable 3M product specification at the time 3M ships the product. 3M MAKES NO OTHER WARRANTIES OR CONDITIONS, EXPRESS OR IMPLIED, INCLUDING, BUT NOT LIMITED TO, ANY IMPLIED WARRANTY OR CONDITION OF MERCHANTABILITY, FITNESS FOR A PARTICULAR PURPOSE, OR ARISING OUT OF A COURSE OF DEALING, CUSTOM, OR USAGE OF TRADE. If a 3M product does not conform to this warranty, then the sole and exclusive remedy is, at 3M's option, replacement of the 3M product or refund of the purchase price.

**Limitation of Liability:** Except for the limited remedy stated above, and except to the extent prohibited by law, 3M will not be liable for any loss or damage arising from or related to the 3M product, whether direct, indirect, special, incidental, or consequential (including, but not limited to, lost profits or business opportunity), regardless of the legal or equitable theory asserted, including, but not limited to, warranty, contract, negligence, or strict liability.



3M Automotive Aftermarket Division  
3M Center, Building 223-6S-07  
St. Paul, MN 55144-1000  
U.S.A.

3M, Accuspray, Cubitron, E-A-R, Hookit, Perfect-It, Platinum, PPS, Roloc, Scotch, Scotchblok, Scotch-Brite, Skull Screws, SUN GUN, Trizact, Versaflo and Virtua are trademarks of 3M. All other trademarks are property of their respective owners.

Web [3MCollision.com](http://3MCollision.com)

Please recycle. Printed in U.S.A. © 3M 2019. All rights reserved. Rev 7/19. 60-4402-8028-1