

3M™ Tegaderm™ Alginate Ag Silver Dressing

Application and Removal Techniques

Tegaderm™ Alginate Ag

Silver Dressing



Delivering the
Power of Silver

A new dressing in the trusted
Tegaderm™ brand family of products

3M

3M™ Tegaderm™ Alginate Ag Silver Dressing

Application and Removal Techniques



Indications:

Tegaderm™ Alginate Ag dressing is indicated for use as a primary wound dressing in the management of moderate to heavily exuding, partial- to full-thickness wounds such as:

- Post-operative wounds
- Trauma wounds (dermal lesions, trauma injuries or incisions)
- Leg ulcers
- Pressure ulcers
- Diabetic ulcers
- Graft and donor sites
- First and second degree (partial and full-thickness) burns

Tegaderm™ Alginate Ag dressing can be used under compression bandages.

Contraindications:

Tegaderm™ Alginate Ag dressing is not indicated for the following:

- Use on individuals with known sensitivities to alginates or silver
- Use as a surgical sponge or for surgical implantation
- Use to control heavy bleeding
- For direct application on dry or lightly exuding wounds

Precautions and Considerations:

- Systemic antimicrobial therapy should be considered when wound infection is evident. Tegaderm™ Alginate Ag dressing may be used, under medical supervision, in conjunction with systemic antibiotics.
- The dressing may adhere if used on dry or very lightly exuding wounds. If the dressing is not easily removed, moisten it with sterile saline solution prior to removal.
- It is possible that the amount of drainage could decrease rapidly during dressing use. The dressing may adhere to the wound or site if allowed to dry; this may result in disruption of the wound or site upon removal. When using the dressing, the health care professional may want to change the dressing more frequently to maintain moisture of the dressing and observe the condition of the wound or site.
- The dressing performance may be impaired by use of petroleum-based ointments.
- The dressing should be removed prior to MRI (Magnetic Resonance Imaging) procedures.
- Do not use if individual pouch is damaged or opened.

Prior to Dressing Application:

Note: Follow facility guidelines for infection control.

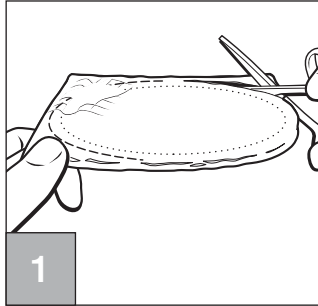
Before Using the Dressing:

1. Use of an antimicrobial dressing should be part of a plan of care that addresses wound bed preparation.
2. Clip excess hair from around the wound if an adhesive cover dressing is to be used.

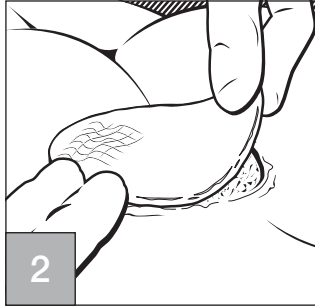
Note: If the skin around the wound is easily damaged or drainage is expected to go beyond the wound edge, a skin barrier film such as 3M™ Cavilon™ No Sting Barrier Film may be applied. Allow the barrier film to dry.

3. Evaluate the wound and select a size of Tegaderm™ Alginate Ag dressing that is slightly larger than the wound.
4. Select a cover dressing appropriate to the amount of drainage such as 3M™ Tegaderm™ Foam Adhesive Dressing or 3M™ Tegaderm™ Foam Dressing (nonadhesive). Make sure that the cover dressing can overlap the wound edge by at least 2.54 cm (1 inch).

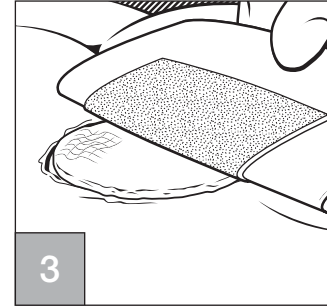
Dressing Application: Flat Pad



For superficial wounds, the dressing may be cut or folded to fit wound site with no more than 3.175 mm (1/8 inch) overlap at wound edge. This overlap is necessary, as dressing will retract slightly as it absorbs.



Apply dressing to wound bed. For use in wounds with depth, loosely fill wound with dressing, making sure that dressing does not overlap onto wound margin or surrounding skin.

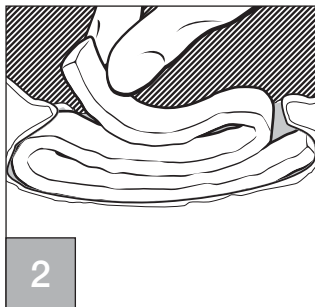


Secure with cover dressing. Discard any unused dressing.

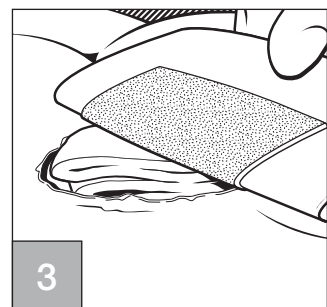
Dressing Application: Rope



Using sterile cotton tip applicator or gloved finger, gently fill wound with rope.

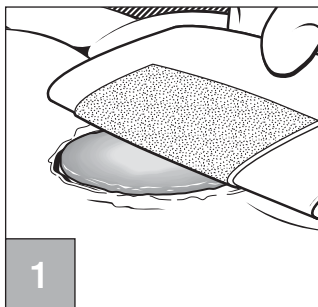


Make sure that dressing contacts all wound surfaces, including areas of undermining or tunneling.

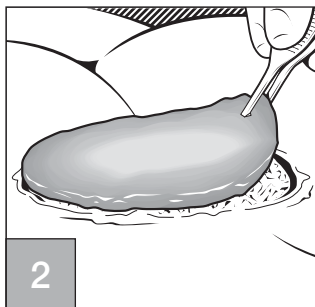


Secure with cover dressing. Discard any unused dressing.

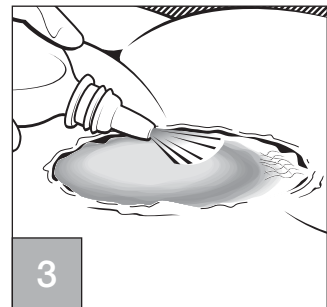
Dressing Removal: Pad or Rope



Gently remove the cover dressing.




Gently remove the dressing from the wound.



If the 3M™ Tegaderm™ Alginate Ag Silver Dressing appears dry or adheres to the wound bed, saturate the dressing with sterile saline or a wound cleanser prior to removal. Discard the soiled dressing.

3M™ Tegaderm™ Alginate Ag Silver Dressing

Ordering Information



Catalog number	Description	Dressings/ Box	Boxes/ Case
90301	Alginate Ag Dressing 5.08 cm x 5.08 cm (2 in. x 2 in.)	10	4
90303	Alginate Ag Dressing 10.16 cm x 12.7 cm (4 in. x 5 in.)	10	4
90307	Alginate Ag Rope 2.54 cm x 30.48 cm (1 in. x 12 in.)	5	4

Compatible with:

3M™ Cavilon™ No Sting Barrier Film

3M™ Tegaderm™ Absorbent Clear Acrylic Dressings

3M™ Tegaderm™ Contact Layer

3M™ Tegaderm™ Foam Dressings

3M™ Tegaderm™ Hydrocolloid Dressings

3M™ Coban™ 2 Layer Compression System

3M™ Tegaderm™ Dressings SIMPLE. DEPENDABLE. TRUSTED.

To learn more about Tegaderm™ Alginate Ag silver dressing, visit us at www.3m.com/Tegaderm-AlginateAg.

For more information about the Skin & Wound Care family of products, visit us at www.3M.com/skinhealth, contact your

3M Skin & Wound Care representative or call the 3M Health Care Customer Helpline at 1-800-364-3577.



Skin & Wound Care Division 3M Canada Company

P.O. Box 5757
London, Ontario N6A 4T1
Canada
1 800-364-3577
www.3m.com/HealthCare

3M Health Care
3M Center Building 275-4W-02
St. Paul, MN 55144-1000
U.S.A.
1 800 228-3957

Please recycle. Printed in Canada.
© 2009, 3M. All rights reserved.
3M and Tegaderm are trademarks of 3M. Cavilon and Coban are trademarks. Used under license in Canada.
0910-07543E