

3M Fall Protection
3M™ Economy Harness



Lightweight, strong
and comfortable
by design

The Power to Protect Your WorldSM

3M

THE SECURITY YOU NEED. THE COMFORT YOU DESERVE.

As professionals who use our equipment, you are the true field experts helping to drive our innovation and product development. With your input, 3M introduces a new line of harnesses: the 3M™ Economy Harness. It is an economical harness that delivers superior fit, comfort, adjustability and performance — from a safety leader you can trust, 3M. This new, improved line of harnesses will expand the 3M harness offerings to include more D-ring configurations and sizing options to meet the demands of your workplace. The 3M Economy Harness is one of three new harness lines to be launched by 3M. The 3M™ Mid-Range Harness line will be coming early 2015 and the 3M™ Premium Harness line will be available in 2016.

Working with OSHA, ANSI and CSA, we are driving a culture of safety, developing products that not only meet current standards, but consistently strive to exceed them. Our 3M Fall Protection equipment delivers confidence at height to return you safely home at the end of your workday.



3M ECONOMY HARNESS

FEATURES OVERVIEW



1B3-U
FRONT VIEW

STAIN & WATER RESISTANT WEBBING

3M™ Scotchgard™ Protector repels liquids and resists stains. Helps keep harnesses looking new longer.



X-SHAPED BACKPLATE

Holds webbing in place to help reduce tangling for easier donning and doffing.

INTEGRATED LANYARD STORAGE KEEPERS

Attach and detach your unused lanyard quickly while helping to prevent dangerous tangles and snags.

STITCHING

High-contrast stitching helps you easily inspect for harness wear/damage.

LIGHTWEIGHT

Lightweight materials provide comfort, flexibility and greater ease-of-use.

BETTER FIT

Expanded size offerings and easy-to-adjust hardware fits a diverse workforce.

CONNECTORS

Pass thru hardware now includes offset slots.

SPECIFICATIONS:

- All sizes (XS, U, SM, LXL, XXL) rated to 400 pounds.
- Meets requirements of OSHA 29 CFR 1910.66 and 1926.502; ANSI Z359.1-2007; CSA Z259.10-2012
- 2 fall indicators



DURABLE LABELS

Shorter, more compact labels. Vinyl material easily wipes clean.



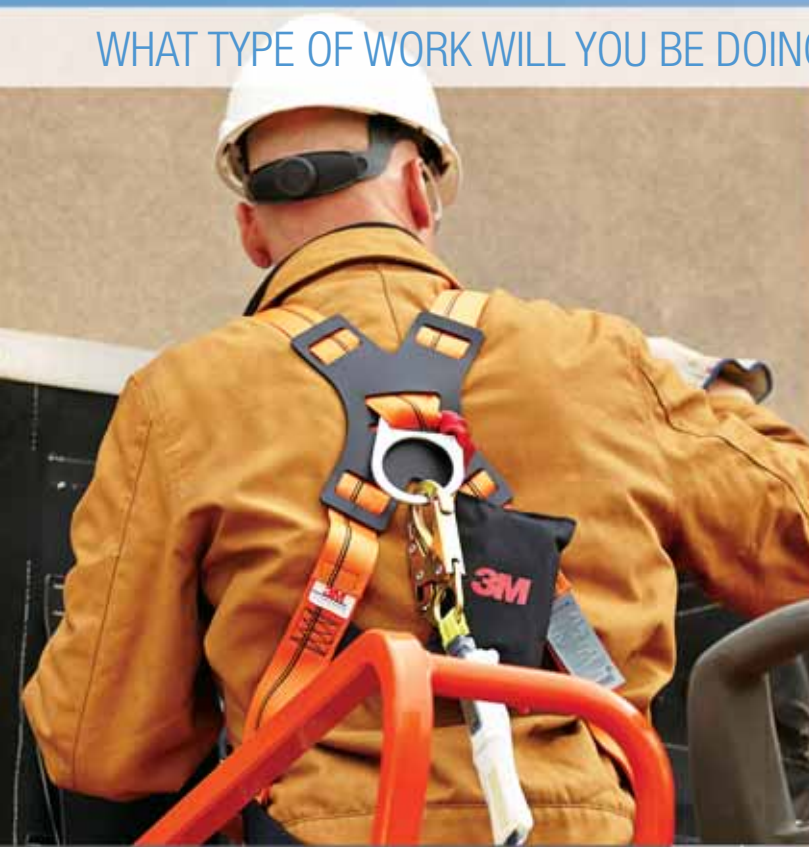
1B3-U
REAR VIEW



1B3P-LXL
REAR VIEW WITH WAIST PAD

CONSIDERATION FACTORS

WHAT TYPE OF WORK WILL YOU BE DOING?



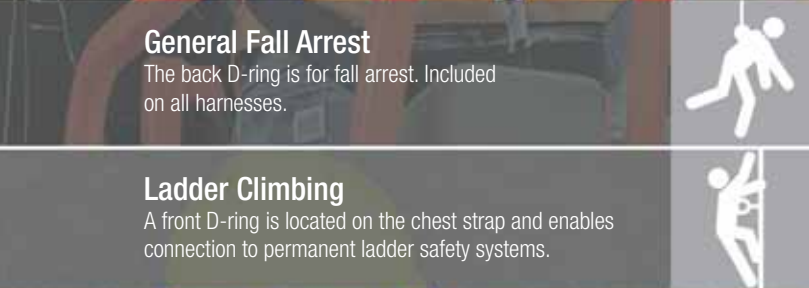
General Fall Arrest

The back D-ring is for fall arrest. Included on all harnesses.



Work Positioning

Side D-rings located on the hips are used with positioning lanyards to allow workers to use both hands.



Ladder Climbing

A front D-ring is located on the chest strap and enables connection to permanent ladder safety systems.



Limited Access

Shoulder D-rings located on each shoulder strap are used in retrieval operations such as a confined space.



WHAT TYPE OF HARDWARE CONNECTIONS DO YOU PREFER?

There are two hardware options available on the 3M™ Economy Harness to suit worker preference.



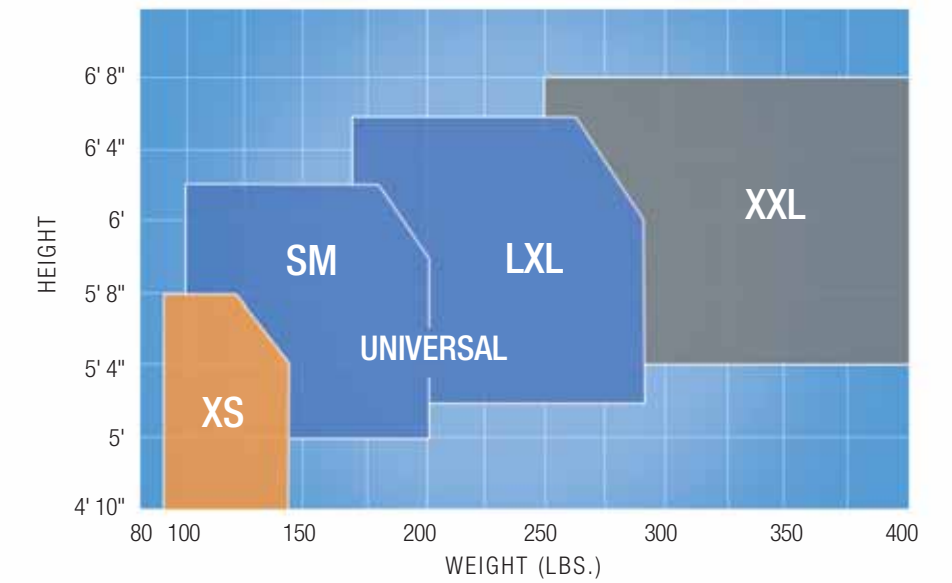
GROMMET
LEG OPTION

(Suitable when harness is being shared by more than one worker)



PASS THRU
CHEST OPTION
LEG OPTION

RECOMMENDATIONS FOR HARNESS SIZE SELECTION



This chart is to be used as a general sizing guide only. To ensure best fit, we recommend you try on a harness.

All sizes are rated for 400 pounds total working weight.

Total working weight is the combination of tools and body weight.

Harnesses with waist pad and belt accommodate the following waist measurements:

XS	30"-43"
SM	34"-47"
LXL	39"-52"
XXL	49"-62"

WAIST PAD OPTION >

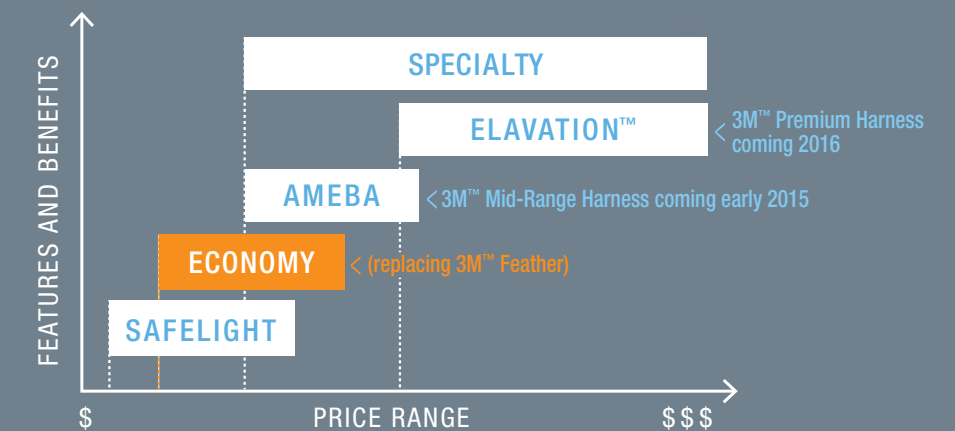
For applications requiring extra support, waist pads are available for select configurations.



HARNESS FAMILY OVERVIEW

BENEFITS vs. PRICE

Our family of 3M Fall Protection Harnesses offers a variety of features and benefits to fit your needs as well as your price range. To help you choose the right harness, use this chart to align your budget with desired features and benefits.



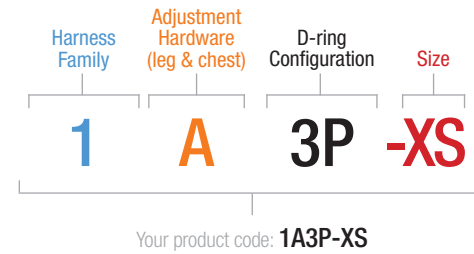


ECONOMY HARNESS ORDERING GUIDE

Build your harness by creating a product code in 4 steps.

Each harness option is designated with a product code. Choose the harness family, leg and chest hardware, D-ring configuration, and size. The combination of these codes creates a product code for ordering your harness with desired options.

EXAMPLE:



Your harness description: 3M™ Economy Harness with Pass Thru Leg and Pass Thru Chest Connection, Back and Side D-rings, and Waist Pad with Belt. Size X-Small.

1. Choose 1 for the Economy Harness Family
This code is the first entry in your product code.
1 = Economy Harness

2. Choose Hardware for the Leg Connection
This code is the second entry in your product code.
A = Pass Thru Leg and Pass Thru Chest Connection Hardware
B = Grommet Leg and Pass Thru Chest Connection Hardware

3. Choose a D-ring Configuration
The chart below shows available D-ring options. The number represents the quantity of D-rings on the harness, and the letter represents select features. This determines the third entry in your product code.
E = Extraction (Shoulder D-rings)
P = Pad (Waist Pad and Belt with side D-rings)

D-RING OPTIONS	Back	Front	Side	Shoulder	Waist Pad with Belt
1	■				
2	■	■			
3	■		■		
3E	■			■	
3P	■		■		■
4	■	■	■		
4E	■	■		■	
4P	■	■	■		■
5E	■		■	■	
6E	■	■	■	■	

4. Choose Size of Harness
This code is the fourth entry in your product code.

Non-Belted Sizes	Belted Sizes
-U = Universal	-XS = X-Small
-XS = X-Small	-SM = Small/Medium
-XXL = XX-Large	-LXL = Large/X-Large
	-XXL = XX-Large

Economy Harness Configurations

D-RING CONFIGURATION	HARDWARE	WAIST PAD AND BELT	PRODUCT CODE	AVAILABLE SIZES
SINGLE BACK	Pass Thru Leg and Pass Thru Chest Connection		1A1	XS, U, XXL
	Grommet Leg and Pass Thru Chest Connection		1B1	XS, U, XXL
BACK AND FRONT	Pass Thru Leg and Pass Thru Chest Connection		1A2	XS, U, XXL
	Grommet Leg and Pass Thru Chest Connection		1B2	XS, U, XXL
BACK AND SIDE	Pass Thru Leg and Pass Thru Chest Connection		1A3	XS, U, XXL
	Pass Thru Leg and Pass Thru Chest Connection	yes	1A3P	XS, SM, LXL, XXL
	Grommet Leg and Pass Thru Chest Connection		1B3	XS, U, XXL
	Grommet Leg and Pass Thru Chest Connection	yes	1B3P	XS, SM, LXL, XXL
BACK AND SHOULDER	Pass Thru Leg and Pass Thru Chest Connection		1A3E	XS, U, XXL
	Grommet Leg and Pass Thru Chest Connection		1B3E	XS, U, XXL
BACK, SIDE AND FRONT	Pass Thru Leg and Pass Thru Chest Connection		1A4	XS, U, XXL
	Pass Thru Leg and Pass Thru Chest Connection	yes	1A4P	XS, SM, LXL, XXL
	Grommet Leg and Pass Thru Chest Connection		1B4	XS, U, XXL
	Grommet Leg and Pass Thru Chest Connection	yes	1B4P	XS, SM, LXL, XXL
BACK, FRONT AND SHOULDER	Pass Thru Leg and Pass Thru Chest Connection		1A4E	XS, U, XXL
	Grommet Leg and Pass Thru Chest Connection		1B4E	XS, U, XXL
BACK, SIDE AND SHOULDER D-RINGS	Pass Thru Leg and Pass Thru Chest Connection		1A5E	XS, U, XXL
	Grommet Leg and Pass Thru Chest Connection		1B5E	XS, U, XXL
BACK, FRONT, SIDE AND SHOULDER D-RINGS	Pass Thru Leg and Pass Thru Chest Connection		1A6E	XS, U, XXL
	Grommet Leg and Pass Thru Chest Connection		1B6E	XS, U, XXL



Delivering success through service and support

To help enhance the safety of your employees, 3M works hard to provide you with the products you want and the training you need. Known for our accessibility and readiness to assist with outstanding technical, sales and training support, 3M is here to help you simplify fall protection selection and to ensure equipment is being used correctly.

Our fall protection specialists are available to visit your site, evaluate your fall protection needs and suggest solutions.

Our technical service and customer service representatives are just a phone call away and can answer questions on day-to-day use, inspection and maintenance.

Our training classes and onsite demonstrations help ensure your team knows how to keep themselves and their co-workers safe at height.

WARNING

Compliant fall protection and emergency rescue systems help prevent serious injury during fall arrest. Users must read and understand the User Instructions provided with the product and be properly trained by their employer prior to use per OSHA 1910.66 and 1926.503 or applicable local standards. **Misuse or failure to follow warnings and instructions may result in serious personal injury or death.** For proper use, see supervisor, User Instructions, or call 3M PSD Technical Service at 800-243-4630. In Canada, call 800-267-4414.



3M

Personal Safety Division
3M Center, Building 235-2W-70
Saint Paul, MN 55144-1000
U.S.A.

For More Information

Sales Assistance: 800-328-1667
Technical Service: 800-243-4630 in U.S.A.
800-267-4414 in Canada
Website: www.3M.com/FallProtection

© 3M 2014. All rights reserved. 3M, Elavation and Scotchgard are trademarks of 3M Company. The Power to Protect Your World is a service mark of 3M Company, used under license in Canada.
70-0716-2331-1