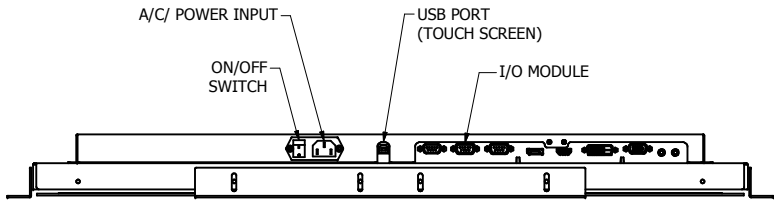
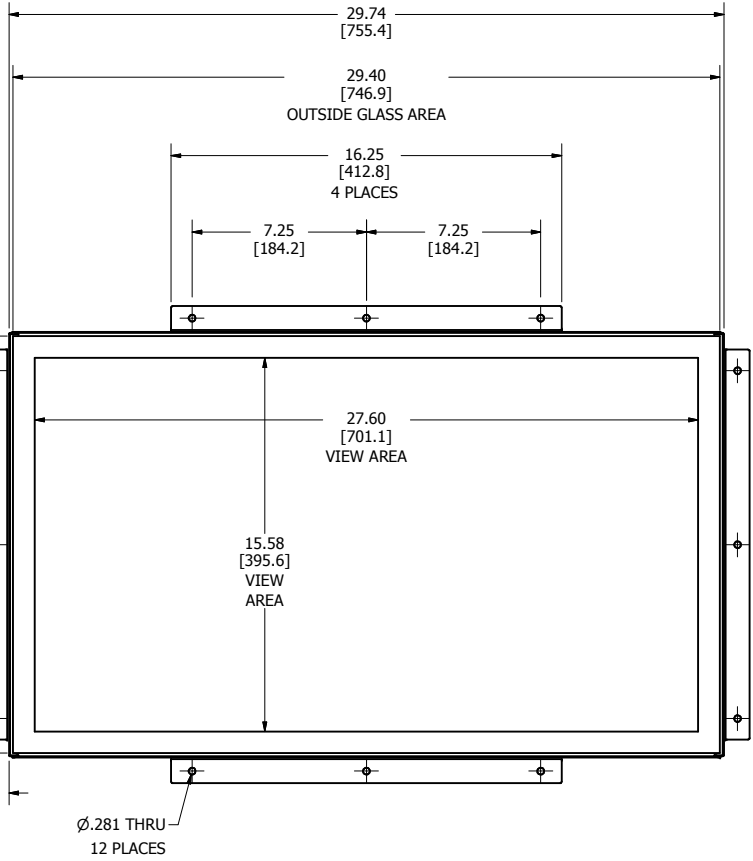
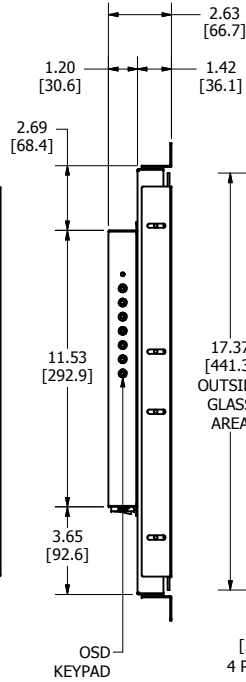
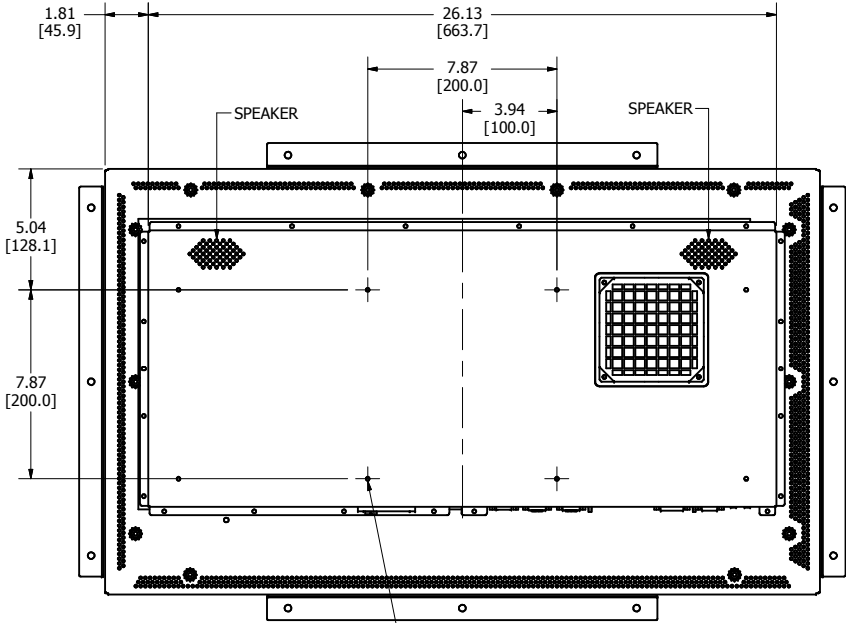
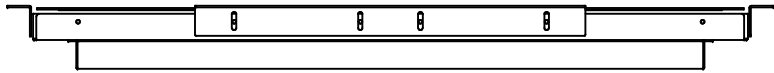


4

3

2

1



UNITS	INCHES [MM]
TOLERANCES UNLESS OTHERWISE SPECIFIED	
.X	± .01
.XX	± .01
.XXX	± .005
ANGLES	± 1°
THIRD ANGLE PROJECTION	
DO NOT SCALE DRAWING	
SCALE	1 = 1

**3M** 3M TOUCH SYSTEMS  
METHUEN, MA  
USA

©COPYRIGHT 2003  
THIS DOCUMENT IS COPYRIGHTED PROPERTY OF THE 3M COMPANY AND MAY NOT BE REPRODUCED WITHOUT 3M WRITTEN PERMISSION OR USED OR DISCLOSED FOR OTHER THAN 3M AUTHORIZED PURPOSES.

DRAWN MTD 2/11/11

REV	SEE SHEET 1	DATE	DRW
	CHANGE NOTICE		
<p>32" CHASSIS OUTLINE DRAWING W/O BEZEL, W/ BRACKETS</p>			
CAD FORMAT	AUTOCAD	SHEET	2 OF 3
SIZE	C	DOCUMENT NO.	38559-OD
REV	F		

4

3

2

1