




SOLUTION PROFILE - Tape and Residue Removal

Process/Shop: Cabin and cargo compartment floorboards, interior decorative laminate panels, areas where polyurethane protective tape is used, etc.

Key Issues: Removal of pressure sensitive tape residue from composite surfaces and removal of polyurethane protective tape and neoprene rubber.

Application Attribute: Non-solvent based product removes polyurethane protective tapes, tape residue and neoprene without damaging composite or metal surfaces.



Tape Residue Removal from Cabin Floorboard





Polyurethane Protective Tape Removal

| PRODUCT SOLUTION | Product Description | Part # | 3M ID | UPC | Pkg |
|------------------|--|--------|----------------|----------------|------------|
| | 3M™ Tape and Residue Remover, Gallon | 35976 | 60-4300-5084-3 | 051131 35976 5 | 4 per case |
| | 3M™ Tape and Residue Remover, 16 oz. tub | 35975 | 60-4300-5079-3 | 051131 35975 8 | 6 per case |

| KEY BENEFITS | <p>Power-Off Process: Some operators using solvent have been turning off the aircraft power during the tape residue removal process. For some, using a solvent-based product in the cabin is a power-off activity. 3M™ Tape and Residue Remover is a non-solvent based product that may eliminate this requirement.</p> <p>Simple Process: Remove product from container and use a squeegee to apply a 1/8" thick layer of material over the tape or tape residue to be removed. Residue is removed by using a damp rag. The final wipe is done by using a substrate compatible solvent.</p> <p>Effective Product: Product works quickly on most tape residue. A few minutes dwell time is generally what is required to remove most tape residue.</p> |
|--------------|---|
| | |

| KEY ADVANTAGES | <p>Removes Polyurethane Tapes and Residue: Removing polyurethane protective tape and neoprene rubber is achieved easier by using 3M Tape and Residue Remover.</p> <p>Safe Product: Unlike the current process that may require hazardous waste handling procedures, 3M Tape and Residue Remover contains non-photo, chemically reactive solvents as defined in SCAPCO Rule 102.</p> <p>Virtually Odorless: Product can be comfortably used in the cabin concurrently with other maintenance tasks.</p> <p>Scrapers Not Required: Using rags to remove tape residue reduces the risk of injury to personnel and damage to equipment.</p> |
|----------------|---|
| | |

TAPE AND RESIDUE REMOVAL SOLUTION PROFILE

| RELATED GOVERNMENT REGULATORY, INDUSTRY SPECIFICATIONS AND EXPERIENCE: | | |
|--|--|--|
| D6 -17487-P Test Complete | Testing complete and results available. | |
| <p>ALTERNATIVE TO USING SOLVENT AND SCRAPERS ON CABIN AND CARGO FLOORBOARDS</p>  | <p>Ergonomically Friendly: User-friendly product application using rags instead of scrapers.</p> <p>Easy Clean-Up: 3M Tape and Residue Remover removes easily from substrate with the use of water.</p> <p>Safe: 3M Tape and Residue Remover is non-solvent based, providing a safer work environment for personnel. Common solvents may require Personal Protective Equipment (PPE).</p> <p>Non Hazardous Waste: 3M Tape and Residue Remover is a non-regulated material per the EPA's hazardous waste numbering system (RCRA).</p> |  <p>Cabin floorboard cleaned using 3M™ Tape and Residue Remover.</p> |

For Additional Information

In the U.S., call toll free 1-800-235-2376 or fax 1-800-435-3082 or 651-737-2171. For U.S. Military, call 1-866-556-5714. If you are outside of the US, please contact your nearest 3M office.

Important Notices

3M MAKES NO WARRANTIES, EXPRESS OR IMPLIED, INCLUDING, BUT NOT LIMITED TO, ANY IMPLIED WARRANTY OF MERCHANTABILITY OR FITNESS FOR A PARTICULAR PURPOSE. User is responsible for determining whether the 3M product is fit for a particular purpose and suitable for user's method of application. Please remember that many factors can affect the use and performance of a 3M product in a particular application. The materials to be bonded with the product, the surface preparation of those materials, the product selected for use, the conditions in which the products is used, and the time and environmental conditions in which the product is expected to perform are among the many factors that can affect the use and performance of a 3M product. Given the variety of factors that can affect the use and performance of a 3M product, some of which are uniquely within the user's knowledge and control, it is essential that the user evaluate the 3M product to determine whether it is fit for a particular purpose and suitable for the user's method of application.

Limitation of Remedies And Liability

If the 3M product is proved to be defective, THE EXCLUSIVE REMEDY, AT 3M'S OPTION, SHALL BE TO REFUND THE PURCHASE PRICE OF OR TO REPAIR OR REPLACE THE DEFECTIVE 3M PRODUCT. 3M shall not otherwise be liable for loss or damages, whether direct, indirect, special, incidental, or consequential, regardless of the legal theory asserted, including, but not limited to, contract, negligence, warranty, or strict liability.

For Additional Product Safety and Health Info.

See Material Safety Data Sheet. www.3M.com/msds

3M Aerospace and Aircraft Maintenance Division

3M Center, Building 223-1N-14
St. Paul, MN 55144-1000
www.3M.com/aerospace

3M is a trademark of 3M Company.

Printed in U.S.A.
©3M 2006
60-9700-0107-3 (05/06)