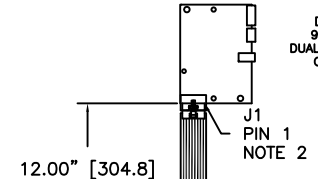
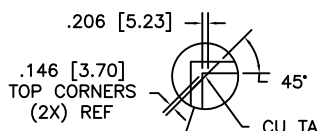


TOP LEVEL NUMBER	SKU NUMBER	TYPE	DIM "A" (TOTAL GLASS TO FLEXTAIL CONN)	PRODUCT SPEC
DSTK9015-3402	98-0003-3213-4	DUAL	12.00" [304.8]	33626/34017

OGA DIAG: 41.36 [1050.6]
AA DIAG: 40.00 [1016.0]

CORNER TAPE CHAMFER DETAIL

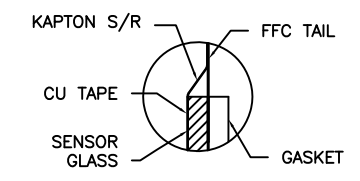
DUAL
DST-TC-3402DC
98-0003-3214-2
DUAL MODE CONTROLLER
COMPONENT SIDE



1.10 [27.9] TYP 8X
CU TAPE CORNER COVERAGE

12.00" [304.8]

.41 [10.32]



SECTION A-A
SCALE: 8/1

SENSOR FRONT

18.41 [467.6] 2X GASKET NOTE 3

15.920±0.030 [404.37±0.76]

19.795 [502.80] AA

20.608 [523.44] OGA

J1 PINOUT	
1	CH 3
2	CH 2
3	PWR
4	2.5V
5	GRD
6	PWR
7	CH 0
8	CH 1

.083 [2.11] GLASS
.170 [4.32] TOTAL THK.

33.66 [855.1] GASKET 2X NOTE 3

1.10 [27.9] REF

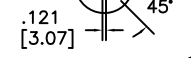
35.051 [890.30] AA

.41 [10.32]

35.864 [910.94] OGA

- NOTES:
- WEIGHT OF GLASS IN GRAMS: 2633±10%
 - 8 PIN AMP CONNECTOR
LATCH STYLE HOUSING P/N: 487526-7
TIN CONTACTS P/N: 2-487406-4
HOUSING ORIENTED WITH LATCH UP
 - GASKET ON SENSOR BACKSIDE

.086 [2.17] BOTTOM CORNERS (2X) REF



CU TAPE CORNER COVERAGE

CORNER TAPE CHAMFER DETAIL

INCHES [MM]	
.X	±
.XX	±.03
.XXX	±.015
ANGLES	±1°

3M 3M TOUCH SYSTEMS
WATUQU, MA USA
COPYRIGHT 2008
THIS DOCUMENT IS UNCLASSIFIED PROPERTY OF 3M
ALL RIGHTS RESERVED. NO PART OF THIS DOCUMENT IS TO BE REPRODUCED OR TRANSMITTED IN ANY FORM OR BY ANY MEANS, ELECTRONIC OR MECHANICAL, INCLUDING PHOTOCOPYING, RECORDING, OR BY ANY INFORMATION STORAGE AND RETRIEVAL SYSTEM, WITHOUT PERMISSION IN WRITING FROM 3M.

04	REVISE PER CO 030743	7/09	ISB
03	RELEASE PER CO 029508	10/08	IAH

MKT DWG
DST2270DX 40"-2

DO NOT SCALE DRAWING	DATE: 9/08	DRAWN BY: A. Hartofella	APP'D BY: AUTOCAD	SHEET: 1 OF 1
SCALE: 1 = 1				

36131-MKT 04