

# 3M™ Single Step Primer

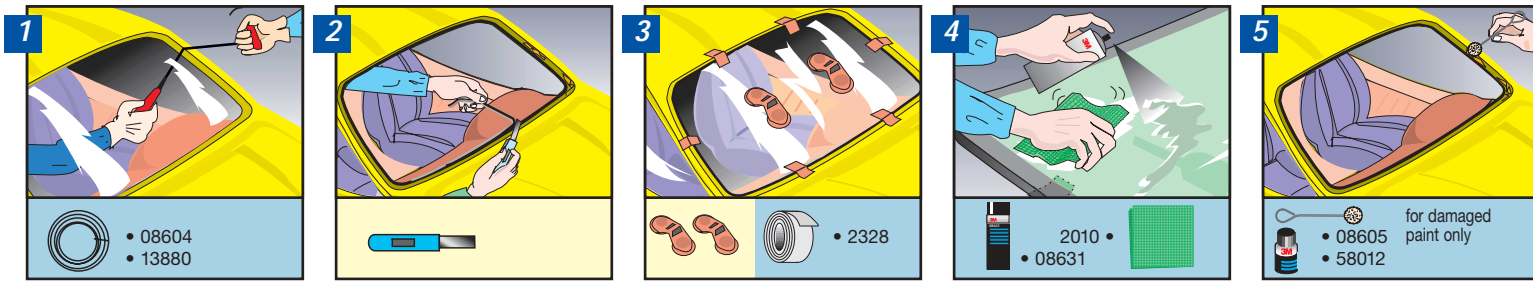
Easy to use, one step windscreen priming system



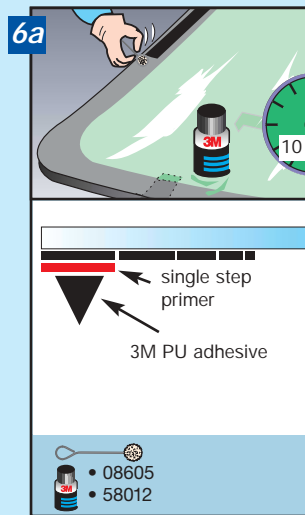
- Saves time
- Does not need an activator!
- Can be used on encapsulated glass!
- Can be used to touch up scratches on pinchweld!
- Avoids repair procedure mistakes
- Promotes adhesion of urethane to automotive glass, frit and plastic
- Promotes adhesion to automotive paint primers
- Protects urethane from harmful ultraviolet rays

# 3M™ Single Step Primer

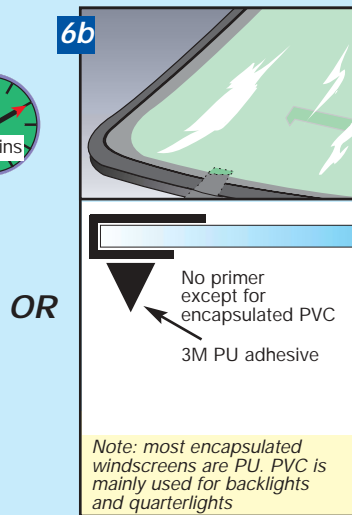
## Easy to use, one step windscreen priming system



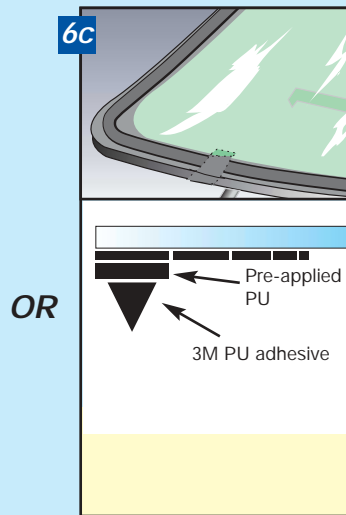
### Ceramic



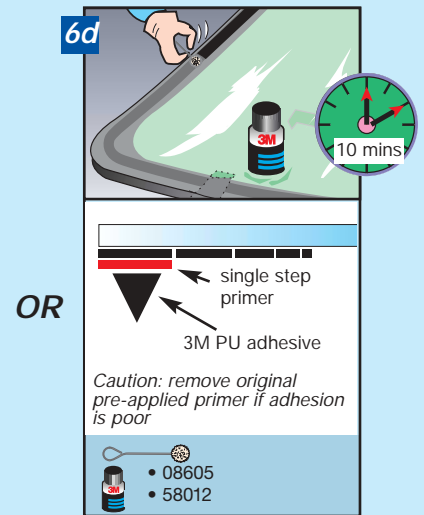
### Encapsulated



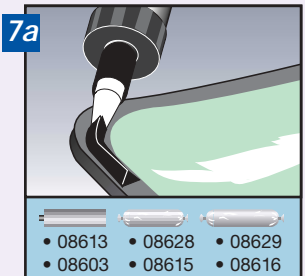
### Pre-applied PU



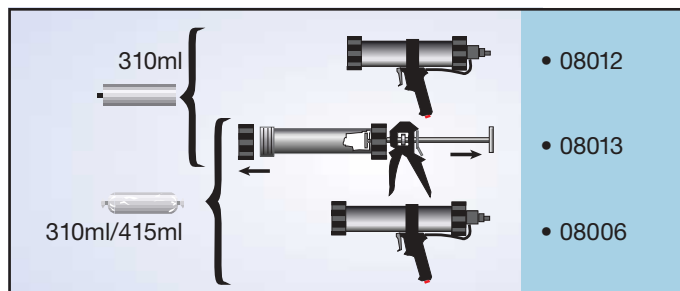
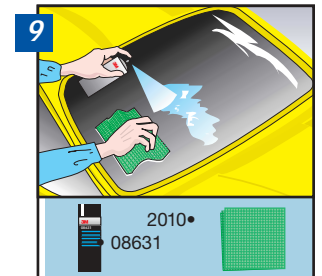
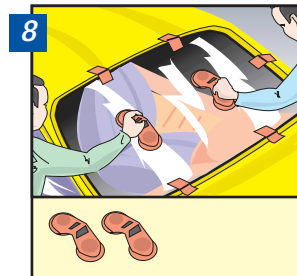
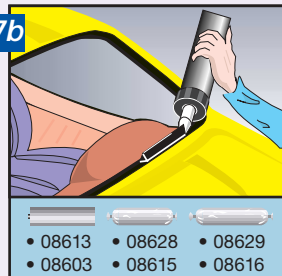
### Preprimed



Note: All primers and adhesives must be applied to a clean and dry surface



OR



### Drive Away Time

|  | 08603 / 08615 / 08616 | 08613 / 08628 / 08629 |
|--|-----------------------|-----------------------|
|  | 4 Hours               | 90 Minutes            |
|  | 8 Hours               | 4 Hours               |



**Automotive Aftermarket,  
3M United Kingdom PLC,**  
Tel: 016 1237 6391  
Fax: 016 1237 5911  
aadenquiries.uk@mmm.com

**Automotive Aftermarket,  
3M Ireland,**  
Tel: (01) 280 3555  
Fax: (01) 280 3509

[www.3mbodyshop.co.uk](http://www.3mbodyshop.co.uk)

AB 000

EL00

Printed in UK 6/05