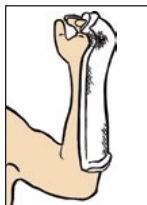


3M™ Scotchcast™ Splinting Guide



Ulnar Gutter Splint

Common Uses
5th Metacarpal Fracture, 4th Metacarpal Fracture



Volar Splint

Common Uses
Wrist Sprains/Strains, Carpal Tunnel, Lacerations, Night Splints



Thumb Spica Splint

Common Uses
Navicular Fracture, Thumb Dislocation, Ligamentous Injuries, Bennett's Fracture



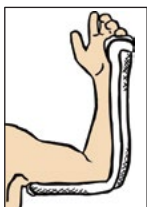
Sugar Tong Splint

Common Uses
Colles' Fracture, Forearm Fracture (Radial/Ulnar)



Sugar Tong Splint

Common Uses
Humeral Fracture



Posterior Long-Arm Splint

Common Uses
Supracondylar Fracture, Elbow Sprains/Strains



Posterior Short-Leg Splint

Common Uses
Tibia/Fibula Fracture, Ankle Fracture, Metatarsal Fracture



Posterior Long-Leg Splint

Common Uses
Ligamentous Injuries of the Knee, Dislocation of the Knee Joint, Tibia and Fibula Shaft Fractures, Femoral Shaft Fracture



Stirrup Splint

Common Uses
Ankle Fractures, Ankle Sprains/Strains

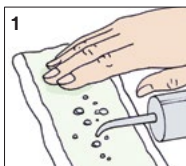


Medial-Lateral Long-Leg Splint

Common Uses
Ligamentous Injuries of the knee, Tibia and Fibula Fractures

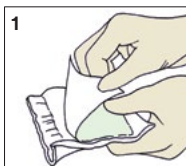
Splinting Wetting Techniques

Water Bottle Technique

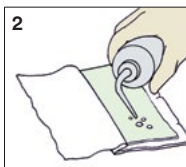


1 Dribble water onto backing material and rub beaded water to penetrate backing material.

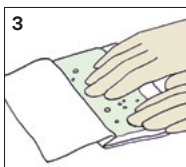
Opening Splint Cover Technique



1 Peel back one side of backing material to expose splint.



2 Dribble water onto exposed splinting material.

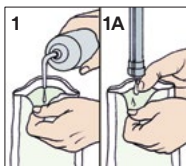


3 Rub water to penetrate splint material.

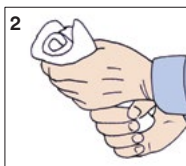


4 Replace backing material.

Water Bottle/Faucet Technique

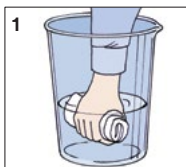


1 Pour minimal amount of water down back side of fiberglass using faucet or water bottle to dampen splint.

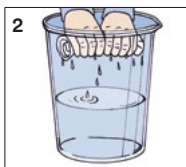


2 Squeeze splint to spread water into fiberglass.


Dipping in Bucket Technique



1 Squeeze one or two times while immersed in water.



2 Squeeze out excess water.



3 Wrap flat in towel and press to blot out remaining excess water.

Important note: Refer to the Instructions for Use for complete information related to the use of 3M™ Scotchcast™ splinting products.



3M Health Care
Infection Prevention Division
2510 Conway Avenue
St. Paul, MN 55144-1000
USA
Phone 1-800-228-3957
Web 3M.com/immobilization

View training videos

Sign up for a workshop

3M and Scotchcast are trademarks of 3M. Used under license in Canada. Please recycle. Printed in USA. © 3M 2016. All rights reserved. 70-2009-0723-9

